

# OKLAHOMA

## MEN'S BASKETBALL

**Mike Houck, Associate Communications Director**

McClendon Center for Intercollegiate Athletics

180 West Brooks, Suite 2525 | Norman, OK 73019

Office: (405) 325-8227 | Cell: (405) 249-5892 | E-Mail: mhouck@ou.edu

www.SoonerSports.com | Twitter: @SoonerSportscom; @SoonerHoops; @LonKruger

26 NCAA Tournaments | 4 Final Fours | 14 Conference Championships | 30 All-Americans | 27 Postseason Appearances In The Last 30 Years

**Oklahoma Schedule**

N1	NORTHEASTERN STATE (Ex.)	W	85-51
N6	WASHBURN (Ex.)	W	85-59

N11	IDAHO STATE	W	78-74
N18	COPPIN STATE	W	92-65
N24	vs. Washington State #	W	74-59
N25	vs. Santa Clara #	W	85-73
N27	vs. Saint Louis #	L	63-83

D2	SACRAMENTO STATE	W	82-53
D8	ORAL ROBERTS	W	73-59
D10	ARKANSAS	W	78-63
D17	vs. Houston \$	7 p.m.	ESPNU
D21	SOUTH CAROLINA STATE	7 p.m.	SSN
D29	at Cincinnati %	8 p.m.	ESPNU
D31	NORTHWESTERN STATE	2 p.m.	SSN

J3	at Missouri	7 p.m.	MSN
J7	KANSAS	1 p.m.	ESPNU
J9	at Oklahoma State	6 p.m.	ESPNU
J14	KANSAS STATE	12:30 p.m.	Big 12
J17	TEXAS TECH	7 p.m.	Big 12
J21	at Texas A&M	3 p.m.	Big 12
J24	BAYLOR	7 p.m.	Big 12
J28	at Kansas State	6 p.m.	FSKC

F1	at Kansas	8 p.m.	ESPNU
F4	IOWA STATE	5 p.m.	ESPNU/2
F6	MISSOURI	6 p.m.	ESPNU
F11	at Texas Tech	7 p.m.	TTSN
F14	TEXAS	7 p.m.	Big 12
F18	at Iowa State	12:30 p.m.	Big 12
F22	OKLAHOMA STATE	7 p.m.	Big 12
F25	at Baylor	12:30 p.m.	Big 12
F29	at Texas	8 p.m.	ESPN2

M3	TEXAS A&M	3 p.m.	Big 12
M7-10	Big 12 Championship ^	TBD	B12/ESPN
M15-18	NCAA First/Second Rounds	TBD	CBS
M22-25	NCAA Regionals	TBD	CBS
M31/A2	NCAA Final Four	TBD	CBS

All times Central and subject to change

# 76 Classic (Anaheim, Calif.)

\$ All-College Classic (Oklahoma City)

% at U.S. Bank Arena

"Big 12" is Big 12 Network regional television

"MSN" is Mizzou Sports Network

"FSKC" is Fox Sports Kansas City

"TTSN" is Texas Tech Sports Network

**Radio (Sooner Sports Network)**

Play-by-Play.....Toby Rowland

Analyst.....Mike Houck

**TV (ESPNU)**

Play-by-Play.....Marc Kestecher

Analyst.....Doug Gottlieb

OKLAHOMA (7-1)  
SOONERS**At a Glance**

Date ..... Saturday, Dec. 17

Site ..... Oklahoma City, Okla.

Tip Time ..... 7 p.m. CT

Radio ..... KOKC 1520 AM in OKC;

..... KTbz 1430 AM in Tulsa; Sirius 137

TV ..... ESPN

Internet..... ESPN3.com

Series..... Tied at 1-1

HOUSTON (4-4)  
COUGARS**PROJECTED OKLAHOMA STARTERS****4 ANDREW FITZGERALD • F**6-8 • 247 • Jr. • Baltimore, Md.  
Brewster Academy (N.H.)

PTS	REB	FG%	MIN
11.0	5.8	.487	24.4



**NOTES:** Averaging 15.3 points on .583 shooting the last three games (averaged 8.4 on .400 shooting first five games) ... Coming off a season-high 17-point effort vs. Arkansas in only 23 minutes (added game-high 8 rebounds) ... Logged double-double (12 points, 13 rebounds) vs. Santa Clara Nov. 25 ... An honorable mention All-Big 12 selection last year who started all 32 games ... Led OU's regulars last season with a .486 field goal mark.

**24 ROMERO OSBY • F**6-8 • 232 • Jr. • Meridian, Miss.  
Mississippi State University

PTS	REB	FG%	MIN
10.6	7.5	.508	26.4



**NOTES:** Transfer from Mississippi State ... Averaging 10.6 points and team-high 7.5 rebounds (ranks fifth in Big 12) ... Leads Big 12 with 3.4 offensive rebounds per game ... Has grabbed 10 boards in three of eight outings ... Registered double-doubles in his first two games ... Notched career highs of 17 points, 10 boards and 4 assists vs. Idaho State in season opener ... Shooting .643 from the field during team's current three-game winning streak.

**1 SAM GROOMS • G**6-1 • 203 • Jr. • Greensboro, N.C.  
Chipola College (Fla.)

PTS	REB	AST	MIN
6.6	3.6	4.8	29.4



**NOTES:** Ranks fourth in Big 12 in assists (4.8) and fifth in assist-to-turnover ratio (2.2) ... Averaged 7.0 points and 5.7 assists in three 76 Classic games (4.3 assist/turnover ratio) ... Tied tourney record with 10 assists (1 turnover) vs. Washington State ... Tied for team lead with 23 free throw makes ... Rated as country's No. 3 juco prospect last year by JucoRecruiting.com ... Signed with South Florida out of high school.

**2 STEVEN PLEDGER • G**6-4 • 222 • Jr. • Chesapeake, Va.  
Atlantic Shores Christian School

PTS	REB	FG%	MIN
17.9	3.0	.577	28.4



**NOTES:** Ranks second among NCAA Division I guards with his .577 field goal percentage ... Ranks third in Big 12 in scoring (17.9), fourth in 3-point field goal percentage (.472) and sixth in treys per game (2.4) ... Shooting .643 from field at home ... Has five games of at least 3 treys ... Has three 20-plus scoring efforts (three all of last year) ... Named to 76 Classic all-tourney team ... Scored 38 points at Iowa State last year (made seven 3-pointers).

**21 CAMERON CLARK • G**6-6 • 198 • So. • Sherman, Texas  
Sherman High School

PTS	REB	AST	MIN
9.5	3.6	1.9	24.3



**NOTES:** Held scoreless last game vs. Arkansas (played only 13 minutes due to foul trouble) after averaging team-high 16.0 the previous three outings ... Shooting .528 from the field the last four games (shot .297 in first four) ... Has scored in double figures in five of the last six contests ... Started all 32 games last year and averaged 9.4 points (ranked fourth on team) and 4.5 rebounds ... Consensus national top-40 recruit coming out of high school.

**OKLAHOMA'S TOP RESERVES**

No.	Name	Position	Height	Weight	Class	Points	Rebounds	Assists	Minutes
15	Tyler Neal	F	6-7	227	So.	7.0	3.4	1.0	17.0
14	Carl Blair	G	6-2	205	Jr.	4.1	1.8	2.5	14.9
5	C.J. Washington	F	6-7	230	Sr.	2.6	3.6	0.7	10.9
32	Casey Arent	C	6-10	227	Jr.	2.0	2.6	0.1	10.1
31	Barry Honoré	F	6-7	270	Sr.	1.0	0.9	0.0	4.4

**PROJECTED HOUSTON STARTERS**

No.	Name	Position	Height	Weight	Class	Points	Rebounds	Assists	Minutes
2	Alandise Harris	F	6-6	230	So.	16.0	6.5	0.9	29.4
35	TaShawn Thomas	F	6-8	215	Fr.	10.4	8.8	1.3	27.5
0	Joseph Young	G	6-3	185	Fr.	9.9	3.1	3.5	29.9
11	Darian Thibodeaux	G	6-3	175	Sr.	6.4	3.1	3.0	30.1
23	Jonathon Simmons	G	6-6	195	Jr.	13.6	4.8	1.4	24.1

## Head Coach Lon Kruger

► Lon Kruger was named Oklahoma's 14th head men's basketball coach on April 1, 2011.

► Owns a 486-305 (.614) collegiate record over 25 years.

► Has coached at Texas-Pan American (52-59 record from 1982-86), Kansas State (81-46 from 1986-90), Florida (104-80 from 1990-96), Illinois (81-48 from 1996-00) and UNLV (161-71 from 2004-11).

► Served as head coach of NBA's Atlanta Hawks from 2000-03 (69-122 record) and was an assistant for New York Knicks (2003-04 season).

► Averaged 25.4 wins at UNLV over the last five years (four NCAA appearances and one NIT trip) and won at least 21 games each of those five seasons.

► Coached UNLV to a 55-25 (.688) Mountain West Conference record the last five seasons.

► Has taken teams to 13 NCAA Tournaments (14-13 record) and four NITs (4-5 record).

► Coached Florida to the 1994 Final Four, Kansas State to the 1988 Elite Eight and UNLV to the 2007 Sweet 16.

► Has led all five of the college programs he has coached to 20-win seasons.

► Is one of five coaches in Division I college basketball history to take four different schools to the NCAA Tournament and is one of three coaches to win an NCAA Tournament game at four schools.

► Is one of just two head coaches in Division I history to lead at least four different schools to multiple NCAA Tournament wins.

► Is one of four coaches to lead three different schools to NCAA Sweet 16 appearances.



## Lon Kruger Year by Year

Year	School	Record	Pct.
1982-83	Pan American	7-21	.250
1983-84	Pan American	13-14	.481
1984-85	Pan American	12-16	.429
1985-86	Pan American	20-8	.714
1986-87	* Kansas State	20-11	.645
1987-88	* Kansas State	25-9	.735
1988-89	* Kansas State	19-11	.633
1989-90	* Kansas State	17-15	.531
1990-91	Florida	11-17	.393
1991-92	^ Florida	19-14	.576
1992-93	^ Florida	16-12	.571
1993-94	* Florida	29-8	.784
1994-95	* Florida	17-13	.567
1995-96	Florida	12-16	.429
1996-97	* Illinois	22-10	.688
1997-98	* Illinois	23-10	.697
1998-99	Illinois	14-18	.438
1999-00	* Illinois	22-10	.688
2004-05	^ UNLV	17-14	.548
2005-06	UNLV	17-13	.567
2006-07	* UNLV	30-7	.811
2007-08	* UNLV	27-8	.771
2008-09	^ UNLV	21-11	.656
2009-10	* UNLV	25-9	.735
2010-11	* UNLV	24-9	.727
2011-12	Oklahoma	7-1	.875
<b>Totals</b>		<b>486-305</b>	<b>.614</b>

\* NCAA Tournament

^ National Invitation Tournament

## SATURDAY'S GAME BASICS

Oklahoma (7-1) plays in the All-College Classic for the 29th straight year when it meets Houston (4-4) Saturday at 7 p.m. CT at Oklahoma City's Chesapeake Energy Arena. The Sooners, winners of three straight, are coming off a 78-63 victory over Arkansas on Saturday. The Cougars haven't played since Dec. 6 when they lost 81-78 at Texas State. Saturday's contest will air on the Sooner Radio Network (KOKC AM 1520 in Oklahoma City; KTBZ AM 1430 in Tulsa; Sirius 137) with **Toby Rowland** and **Mike Houck** announcing. The game will be televised by ESPNU with **Marc Kestecher** and **Doug Gottlieb** calling the action.

## SOONER UPDATE

► Oklahoma entered the week ranked No. 8 nationally (out of 338 Division I teams) in rebounding margin (+9.8), No. 15 in 3-point field goal percentage (.419), No. 40 in scoring (78.1 ppg), No. 45 in scoring margin (+12.0) and No. 46 in free throw percentage (.735).

► Only one OU team in last 16 seasons averaged more points for a season than the current average of 78.1 (78.7 in 2008-09).

► The Sooners' 7-1 start is their second best in last eight seasons (surpassed only by the 12-0 start during **Blake Griffin's** sophomore year of 2008-09).

► OU's wins over Sacramento State (by 29 points), Coppin State (27), Arkansas (15), Washington State (15) and Oral Roberts (14) represent those teams' largest margins of defeat of the year.

► Since sustaining its only loss of the season to Saint Louis in the 76 Classic championship game on Nov. 27, Oklahoma has shot .532 from the field, .512 (22-for-43) from 3-point range and .782 (43-for-55) from the free throw line in double-digit wins over Sacramento State, Oral Roberts and Arkansas. The Sooners held those three foes to combined .379 field goal and .264 (14-for-53) 3-point shooting, and won by an average of 19.3 points.

► OU's top five scorers over the last three games are each shooting at least .522 from the field during the stretch. Junior guard **Steven Pledger** is averaging 18.0 points on .679 field goal and .600 (6-for-10) 3-point shooting.

► Pledger has scored in double figures in all seven of his games and is shooting a team-high .577 from the field (ranks second nationally among guards) and .472 from 3-point range (ranks fourth in Big 12). He shot .386 from the field and .345 from long distance over his first two seasons combined. Pledger averaged 13.6 points per 40 minutes last season but is averaging 25.1 per 40 minutes this year. He ranks third in the Big 12 in scoring (17.9 ppg), sixth in treys per game (2.4) and eighth in steals (1.6 spg).

► Junior forward **Andrew Fitzgerald** has made more field goals in each of the last three games than he did in any of OU's first five contests. He is averaging 15.3 points on .583 shooting over the last three games after averaging 8.4 points on .400 shooting over the first five.

► The Sooners' pressure defense under new head coach **Lon Kruger** has boosted the team's offense through eight games. Opponents have averaged 15.5 turnovers, resulting in an

## Stats Comparison



CATEGORY		
Overall Record	7-1	4-4
Points Per Game	78.1	79.5
Opp. Points Per Game	66.1	69.2
Rebounds Per Game	39.9	39.5
Rebounding Margin	+9.8	+3.9
Field Goal Pct.	.465	.473
Opp. Field Goal Pct.	.414	.399
3-Point Pct.	.419	.368
Opp. 3-Point Pct.	.339	.296
Free Throw Pct.	.735	.733
Personal Fouls Per Game	17.6	18.0
Assists Per Game	14.8	13.3
Turnovers Per Game	13.5	14.9
Blocked Shots Per Game	4.0	6.0
Steals Per Game	6.9	5.8



► Steven Pledger

No.	Name	Position	Height	Weight	Class	Hometown (Last School)
1	Sam Grooms	G	6-1	203	Jr.	Greensboro, N.C. (Chipola College [Fla.])
2	Steven Pledger**	G	6-4	222	Jr.	Chesapeake, Va. (Atlantic Shores Christian School)
3	T.J. Franklin	G	5-11	175	Sr.	Fort Worth, Texas (North Crowley HS)
4	Andrew Fitzgerald**	F	6-8	247	Jr.	Baltimore Md. (Brewster Academy [N.H.])
5	C.J. Washington*	F	6-7	230	Sr.	Stringtown, Okla. (Connors State JC)
12	Jarrod Kruger#	G	6-1	174	So.	Topeka, Kan. (Kansas State University)
13	James Frascilla	G	5-10	142	Fr.	Dallas, Texas (Highland Park HS)
14	Carl Blair*	G	6-2	205	Jr.	Houston, Texas (University of New Orleans)
15	Tyler Neal*	F	6-7	227	So.	Oklahoma City, Okla. (Putnam City West HS)
21	Cameron Clark*	G	6-6	198	So.	Sherman, Texas (Sherman HS)
22	Amath M'Baye#	F	6-9	214	Jr.	Bordeaux, France (University of Wyoming)
24	Romero Osby	F	6-8	232	Jr.	Meridian, Miss. (Mississippi State University)
31	Barry Honoré*	F	6-7	270	Sr.	Garland, Texas (Southern University)
32	Casey Arent	C	6-10	227	Jr.	Penryn, Calif. (Sierra College)

\* Letters earned at Oklahoma #Sitting out 2011-12 season

## 2011-12 Big 12 Standings

Through Tuesday, Dec. 13

Team	Big 12			Overall		
	W	L	Pct.	W	L	Pct.
Missouri	0	0	.000	9	0	1.000
Baylor	0	0	.000	8	0	1.000
Texas A&M	0	0	.000	8	1	.889
<b>Oklahoma</b>	<b>0</b>	<b>0</b>	<b>.000</b>	<b>7</b>	<b>1</b>	<b>.875</b>
Kansas State	0	0	.000	6	1	.857
Texas	0	0	.000	8	2	.800
Kansas	0	0	.000	7	2	.778
Iowa State	0	0	.000	7	3	.700
Oklahoma State	0	0	.000	6	3	.667
Texas Tech	0	0	.000	4	4	.500



## Oklahoma Quick Facts

**Official Name:** University of Oklahoma

**Location:** Norman, Okla.

**Founded:** 1890

**Enrollment:** 30,754

**Nickname:** Sooners

**Colors:** Crimson and Cream

**President:** David L. Boren

**Athletics Director:** Joe Castiglione

**Arena:** Lloyd Noble Center (12,000)

**First Year of Basketball:** 1907-08

**NCAA Tournament Appearances:** 26

**NIT Appearances:** 7

**All-Time Record:** 1,532-979 (.610)

**Regular Season Conference Championships:** 14 (1928, 1929, 1939, 1940, 1942, 1944, 1947, 1949, 1979, 1984, 1985, 1988, 1989, 2005)

**Conference Tournament Championships:** 7 (1979, 1985, 1988, 1990, 2001, 2002, 2003)

**Head Coach:** Lon Kruger (Kansas State '75)

**Career Record:** 486-305 (26th year)

**Oklahoma Record:** 7-1 (first year)

**NCAA Appearances:** 13 (most recent 2011)

**NIT Appearances:** 4 (most recent 2009)

**Assistant Coaches:** Chris Crutchfield (Nebraska-Omaha '92), Steve Henson (Kansas State '90), Lew Hill (Wichita State '88)

**Director of Operations:** Mike Shepherd (Kansas State '92)

**Director of Student-Athlete Performance:** Jozsef Szendrei (Oklahoma '03)

**Video Coordinator:** Scott Thompson

**Equipment Manager:** Marco Griego

**Graduate Managers:** Wade Mason, Teddy Owens

**Athletics Trainer:** Alex Brown

**Team Physician:** Dr. Brock Schnebel

**Official Website:** SoonerSports.com

average of 18.0 points per contest for OU on the other end of the floor. Foes haven't been as opportunistic, averaging 12.5 points off the Sooners' 13.5 turnovers per game.

► Rebounding was mentioned by Kruger several times in the preseason as a concern of his for 2011-12. However, OU has outboarded seven of its eight opponents and ranks No. 8 nationally with its +9.8 margin per contest despite not starting anyone taller than 6-8. Included was a +34 effort against Coppin State (61-27). The Sooners own a 123-87 offensive rebounding advantage on the year (despite shooting .465 to their opponents' .414 mark) and have scored 112 second-chance points to their foes' 70.

► Junior forward **Romero Osby** leads the Big 12 with his 3.4 offensive rebounds per game and ranks fifth in the league with his 7.5 overall boards per outing. He is shooting .643 from the field during the team's three-game winning streak.

► Since sophomore guard **Calvin Newell** left the team on Dec. 1, sophomore forward **Tyler Neal** has seen his minutes and production jump significantly. Neal is averaging 10.3 points, 3.7 rebounds and 2.0 assists in an average of 22.0 minutes the last three games, and is shooting .529 from the field and .500 (7-for-14) from 3-point range. In OU's first five games — before Newell announced he was transferring — Neal averaged 5.0 points, 3.2 rebounds and 0.4 assists in an average of 14.0 minutes. He shot .438 from the field.

► After averaging 3.0 points on .167 (3-for-18) field goal shooting in OU's first two games, sophomore guard **Cameron Clark** has scored in double figures in five of the last six outings and is shooting .491 from the field during the stretch.

► Saturday's OU win over Arkansas leaves Kruger just 14 victories shy of 500 for his career. He ranks second among current Big 12 head coaches with 486 career wins (Texas' **Rick Barnes** has 532 victories).

## SATURDAY'S ARKANSAS RECAP (BOX SCORE ON PAGE 11 OF THESE NOTES)

► Oklahoma fell behind 4-0 then went on a 22-3 run to go up by 15 eight minutes into the game in an eventual 78-63 home win over Arkansas on Saturday. OU's 37-25 halftime lead was whittled to six points (41-35) with 15:21 left but the Sooners answered with a 7-0 spurt to go back up by 13. The Razorbacks got no closer than 10 the rest of the way.

► OU shot .520 from the floor, .500 (8-for-16) from 3-point range and .783 from the free throw line. Arkansas shot .345 from the field and .259 (7-for-27) from long distance.

► Junior guard **Steven Pledger** led OU in scoring for the fourth time in his seven games with 22 points (19 after halftime). He was 9-for-12 from the field and 3-for-5 from 3-point range (8-for-8 and 2-for-2 in the second half).

► Sophomore forward **Tyler Neal** subbed for fellow sophomore **Cameron Clark** (two fouls in first 1:25) and went on to post career highs of 18 points, four 3-pointers (on eight attempts) and four assists in a career-high-tying 28 minutes. He was 5-for-9 from the field and also pulled down five rebounds. Neal also drained all four of his free throw attempts to remain perfect on the year (12-for-12).

► Celebrating his 21st birthday, junior forward **Andrew Fitzgerald** scored a season-high 17 points and pulled down a game-high eight rebounds in just 23 minutes. He scored all of his points and grabbed all but one of his rebounds in the first half (battled foul trouble after halftime). Fitzgerald made his first six field goal attempts and finished 7-for-11.

► After averaging 17.0 points the previous two games, Clark went scoreless in 13 minutes (foul issues). He was 0-for-3 from the field.

► Oklahoma committed 17 turnovers to Arkansas' 13, but OU posted a 19-10 advantage in points off turnovers. The Sooners also outrebounded the Razorbacks by 12 (38-26).

## PREVIEWING HOUSTON

► After starting 3-0, Houston has lost four of its last five games by a total of seven points (three of the losses came by a total of four points). The Cougars are coming off an 81-78 defeat at Texas State on Dec. 6 and also lost at home to Oakland (76-74), TCU (81-80) and LSU (59-58) in late November. Their signature win thus far was an 87-78 victory at Arkansas in the third game of the year.

► Houston is shooting .473 from the field and .368 from 3-point range while holding opponents to respective .399 and .296 marks.

► Sophomore forward **Alandise Harris** leads the Cougars with his 16.0 scoring average (shooting .568 from the field) and ranks second with his 6.5 rebounds per game. He has scored in double figures in all but one game and has three outings of at least 20 points.

► Junior guard **Jonathon Simmons** is averaging 13.6 points (shooting .581) and 4.8 boards per game. He is coming off a 26-point outing at Texas State in which he went 8-for-11 from the field and 8-for-10 at the free throw line.

► Junior forward **Kirk Van Slyke** comes off the bench to supply 11.6 points and 5.1 rebounds a contest. He is 21-for-22 (.955) at the foul line on the year.

► Former Texas Tech head coach and Oklahoma State assistant **James Dickey** is in his second year as head coach at Houston and owns a 16-22 (.421) record there. He is in his 12th year overall and is 180-145 (.554).

## OU-HOUSTON SERIES HISTORY

Saturday's game will mark the third between Oklahoma and Houston, with each team owning a victory. The Sooners won the first meeting, 55-51, at Houston on Dec. 15, 1960. The most recent matchup came two seasons ago in the second round of the Great Alaska Shootout and resulted in a 100-93 Cougars win.

## TWO YEARS AGO VS. THE COUGARS (BOX SCORE ON PAGE 11 OF THESE NOTES)

► Oklahoma got off to a blazing start in the second round of the Great Alaska Shootout two years ago and led 20-6 after six minutes thanks to five 3-pointers and solid zone defense. Houston cut the margin to five by halftime (52-47) and later used a 23-6 spurt to go ahead 90-75 in what wound up as a 100-93 win in Anchorage.

► **Kelvin Lewis** (28) and **Aubrey Coleman** (27) combined for 55 points for a Houston squad that shot .583 from the field and .600 (6-for-10) from 3-point range after halftime. OU lost despite shooting .536 on the night and making 11 treys.



**AP Top 25 Poll****December 12**

School	Record
1. Syracuse (51)	10-0
2. Ohio State (7)	8-1
3. Kentucky (4)	8-1
4. Louisville	9-0
5. North Carolina (1)	8-2
<b>6. Baylor</b>	<b>7-0</b>
7. Duke	9-1
8. Xavier	8-0
9. Connecticut	8-1
<b>10. Missouri</b>	<b>9-0</b>
11. Marquette	9-0
<b>12. Kansas</b>	<b>7-2</b>
13. Florida	7-2
14. Wisconsin	8-2
15. Pittsburgh	9-1
16. Georgetown	8-1
17. Mississippi State	9-1
18. Indiana	9-0
19. Illinois	10-0
20. Michigan	7-2
21. Michigan State	8-2
<b>22. Texas A&amp;M</b>	<b>8-1</b>
23. Alabama	8-2
24. Murray State	10-0
25. Creighton	7-1
Vanderbilt	6-3

**ESPN/USA Today Top 25 Poll****December 12**

School	Record
1. Syracuse (28)	10-0
2. Ohio State (2)	8-1
3. Kentucky	8-1
4. Louisville	9-0
5. Duke	9-1
6. North Carolina	8-2
<b>7. Baylor</b>	<b>7-0</b>
<b>8. Missouri</b>	<b>9-0</b>
9. Xavier	8-0
10. Connecticut	8-1
11. Marquette	9-0
<b>12. Kansas</b>	<b>7-2</b>
13. Florida	7-2
14. Pittsburgh	9-1
15. Wisconsin	8-2
16. Mississippi State	9-1
17. Georgetown	8-1
18. Michigan	7-2
19. Illinois	10-0
20. Indiana	9-0
21. Alabama	8-2
<b>22. Texas A&amp;M</b>	<b>8-1</b>
23. Michigan State	8-2
24. Creighton	7-1
25. Vanderbilt	6-3

OU opponents and potential opponents in **bold**

► Guards **Willie Warren** (25) and **Steven Pledger** (23) combined for 48 OU points. Pledger, in his first career start, canned a then-career-high six 3-pointers and had 20 points by halftime.

► OU committed 18 turnovers to Houston's seven and surrendered 17 offensive rebounds.

**OU'S ALL-COLLEGE HISTORY**

This year's All-College Classic marks the 34th such event for Oklahoma and the 29th straight. The Sooners own a 50-11 (.820) all-time record in the All-College and have claimed 24 championships. They have won 15 of their last 18 games in the event but have lost the last two (Cincinnati last season and UTEP two years ago). This marks the 11th consecutive year that the All-College features a "classic" or non-tournament format. For a complete list of OU's All-College Classic results, consult page 157 in this year's media guide.

**THE OSBY SHOW**

Junior forward **Romero Osby** has begun his OU career with a bang following a two-year stint at Mississippi State where he averaged 4.2 points and 2.6 rebounds. The 6-8, 232-pounder, who sat out last season for the Sooners after transferring and was labeled the team's best player in practice by former head coach **Jeff Capel**, is averaging 10.6 points and a team-high 7.5 rebounds (ranks fifth in Big 12) in 26.4 minutes per contest through eight outings. He is shooting .508 from the floor and .793 (23-for-29) from the free throw line. He recorded double-doubles in each of OU's first two games, registering career highs of 17 points, 10 rebounds and four assists in 31 minutes versus Idaho State and 11 points and 10 boards against Coppin State in only 22 minutes. Osby leads the Big 12 with his 3.4 offensive rebounds per game.

**PLEDGER A MODEL OF EFFICIENCY**

Junior guard **Steven Pledger** has been extremely productive in his seven appearances and has almost doubled his points per minute from last year. Pledger is averaging 17.9 points in 28.4 minutes per outing for a 25.1 40-minute scoring average. Last year, he averaged 10.9 points in 30.0 minutes a contest, good for a 13.6 40-minute average. Pledger is shooting .577 from the field to rank second nationally among guards and .472 (17-for-36) from 3-point range to rank fourth in the Big 12 after posting respective marks of .393 and .350 last season. He also ranks sixth in the Big 12 in 3-pointers per game (2.4) and eighth in steals per outing (1.6).

**SOONER TIP INS**

► For the first time this season, Oklahoma received votes this week in one of the major top-25 polls (four votes in ESPN/USA Today poll).

► OU has recorded 29 dunks in its eight games (3.6 average) and junior forward **Romero Osby** has 14 of them.

► Osby (four) and fellow junior forward **Andrew Fitzgerald** (three) lead the Sooners in charges taken. The team total is 14.

► Fitzgerald is averaging more rebounds per game this year than last year (5.8 to 5.0), despite averaging 6.4 fewer minutes per contest.

► Twenty-seven of Osby's 60 rebounds (45 percent) have come on the offensive end.

► Junior point guard **Sam Grooms** ranks third in the Big 12 with his 4.8 assists per game and fourth with his 2.2 assist-to-turnover ratio.

► In five home games, **Carl Blair** (6-for-12), **Tyler Neal** (10-for-20) and **Steven Pledger** (9-for-18) are each shooting .500 from 3-point range. **Cameron Clark** is shooting .455 (5-for-11) from deep at home.

► OU's top four scorers at home are shooting a combined .562 (86-for-153) from the field in those five outings. Pledger is shooting .643 (27-for-42) in home games this season and is followed by Osby (.581), Blair (.500) and Neal (.500).

► Last year, Pledger averaged 15.4 points in OU's wins and 7.4 points in its losses. This year, the junior guard is averaging 19.0 points in wins (he missed the season-opening victory) and was held to 11 points in the loss to Saint Louis.

► Senior forward **C.J. Washington's** three assists against Coppin State on Nov. 18 were more than he had all of last season (two).

**QUANTIFYING OU'S BASKETBALL TRADITION**

► This is the 105th season of Oklahoma varsity basketball (the program's first game was Nov. 26, 1907).

► OU owns a 1,532-979 (.610) all-time record, ranking it 30th in NCAA Division I history in wins and 41st in winning percentage.

► Oklahoma has participated in four NCAA Final Fours (1939, 1947, 1988 and 2002) and in two NCAA championship games (it lost to Holy Cross in 1947 and to Kansas in 1988).

► OU has made 26 NCAA Tournament appearances and seven postseason NIT showings. Its has made 22 NCAA Tournament appearances over the last 29 years.

► Oklahoma has made 27 postseason appearances over the last 30 years (22 NCAA Tournaments and five NITs).

► The Sooners have won 14 regular season conference championships (most recently in 2005) and seven conference tournament titles (including the 2001, 2002 and 2003 Big 12 crowns).

► The Sooners posted the eighth best NCAA Division I winning percentage (.731) in the 1980s and the eighth best (.738) in the 2000s.

► Twenty different Sooners have earned All-America honors a total of 30 times. They have earned consensus first-team All-America acclaim nine times and consensus second-team honors on four occasions.

► **Wayman Tisdale** was a three-time consensus first-team All-American during his three seasons at OU (1983-85).

► Oklahoma players have earned first-team all-conference accolades a total of 73 times.

► The Sooners own a winning record against eight of the other nine members of the Big 12 Conference (Kansas is the only league program with a series lead against OU).

► OU has played its home games in four different venues: the OU Gymnasium (1907-1919), the R.O.T.C. Armory (1919-1928), the OU Field House (1928-75) and Lloyd Noble Center (1975-present).

# PLAYER NOTES

## 1 SAM GROOMS (6-1, 203, JUNIOR, GUARD)

- ▶ Averaging 6.6 points, 3.6 boards and 4.8 assists in team-high 29.4 minutes a contest.
- ▶ Ranks fourth in Big 12 in assists and fifth in assist-to-turnover ratio (2.2).
- ▶ Recorded 17 assists and 4 turnovers in three 76 Classic games Nov. 24-27 (4.3 ratio).
- ▶ Finished with 11 points, six rebounds and eight assists in OU debut vs. Idaho State.
- ▶ Point guard who transferred from Chipola College in Florida.
- ▶ Rated as nation's third-best junior college player in 2010-11 by JucoRecruiting.com.
- ▶ Started 50 games in his two seasons at Chipola (averaged 11.1 points, 5.9 assists last year).

## 2 STEVEN PLEDGER (6-4, 222, JUNIOR, GUARD)

- ▶ Averaging 17.9 points (team high), 3.0 rebounds and 2.1 assists in 28.4 minutes a game.
- ▶ Ranks second nationally among guards with his .577 field goal percentage.
- ▶ Ranks third in Big 12 in scoring, fourth in 3-point FG% (.472) and fourth in FG% (.577).
- ▶ Shooting .643 from field and .500 (9-for-18) from 3-point range at home.
- ▶ Averaging 25.1 points per 40 minutes (averaged 13.6 points per 40 minutes last year).
- ▶ Named to 76 Classic all-tourney team after averaging 17.0 points on .444 3-point shooting.
- ▶ Had 26 points (second most of career) and career-high 7 rebounds vs. Santa Clara Nov. 25.
- ▶ Scored 20 points in 20 minutes against Coppin State in season debut (team's second game).
- ▶ Suspended for opener vs. Idaho State (impermissible participation in summer pro-am game).
- ▶ Averaged a team-high 15.4 points in OU's wins last year compared to 7.4 points in losses.
- ▶ Shot .416 from 3-point range at home last year and .284 away from home.
- ▶ Scored a career-high 38 points (career highs of 12 field goals, 7 treys and 7 free throw makes) in overtime win at Iowa State last season (scored 17 of team's final 21 points).

## 3 T.J. FRANKLIN (5-11, 175, SENIOR, GUARD)

- ▶ Averaging 3.0 minutes in his six games this year (has scored 2 points).
- ▶ Played a career-high 9 minutes Dec. 2 vs. Sacramento State (2 points, 1 assist, 1 steal).
- ▶ A walk-on point guard who is the only fourth-year player on team.
- ▶ Played a total of 16 minutes last year (12 games) and scored four points.
- ▶ Helped North Crowley HS (Fort Worth, Texas) to 38-1 record and 2008 Class 5A state title.
- ▶ Voted by teammates as squad's hardest worker, best leader by example, most impressive in the weight room, fastest from baseline to baseline and best video game player.
- ▶ An information studies major at OU who graduated No. 7 in his high school class.

## 4 ANDREW FITZGERALD (6-8, 247, JUNIOR, FORWARD)

- ▶ Averaging 11.0 points to go along with 5.8 rebounds (ranks second on team) per game.
- ▶ Coming off a season-high 17-point game against Arkansas on Saturday (in 23 minutes).
- ▶ Shooting .583 from the field the last three games after shooting .400 the first five.
- ▶ Averaging 0.8 more boards per game than last year despite averaging 6.4 fewer minutes.
- ▶ Averaged 7.3 boards in three 76 Classic games (tied for second most in tournament).
- ▶ OU's leading returning scorer (12.6) and rebounder (5.0) from last season. Also led team with his 21 blocked shots and 34 steals in an average of 30.8 minutes per game.
- ▶ An honorable mention All-Big 12 selection as a sophomore last season.
- ▶ Started all 32 games last year and scored at least 10 points 22 times (at least 20 four times).
- ▶ Arrived at OU in summer 2009 weighing 273 pounds but entered 2011-12 season at 247.

## 5 C.J. WASHINGTON (6-7, 230, SENIOR, FORWARD)

- ▶ Averaging 2.6 points and 3.6 rebounds in 10.9 minutes a game (DNP in season opener).
- ▶ Turned in an 8-point, 6-rebound performance vs. Oral Roberts two games ago.
- ▶ Shooting .636 (7-for-11) from the field in home games this year.
- ▶ Leads team in rebounds per minute (40-minute projection is 13.2 boards).
- ▶ Handed out 3 assists vs. Coppin State in his first game of year (recorded 2 all of last season).
- ▶ Came off bench in each of his 31 games last year and averaged 2.5 points and 3.1 rebounds.
- ▶ A first-team junior college All-American at Connors State College (Warner, Okla.) in 2009-10 when he averaged 19.3 points, a school-record 13.0 rebounds and 1.8 block per game.
- ▶ Named the 2010 Region II Junior College Player of the Year and Region II Tournament MVP.
- ▶ Recorded 25 double-doubles in his 32 games (including a stretch of 14 straight).

## 13 JAMES FRASCHILLA (5-10, 142, FRESHMAN, GUARD)

- ▶ A walk-on point guard from Dallas, Texas, who has made three appearances this year (3 min.).
- ▶ Helped Highland Park HS to a 22-8 record last year and a District 10-4A championship.
- ▶ Averaged 5.9 points, 5.0 assists and 2.7 steals as a senior to earn all-district honors.
- ▶ Voted by teammates as the Sooner who would make the best college head coach.
- ▶ Son of ESPN analyst and former college head coach Fran Fraschilla.

## 14 CARL BLAIR (6-2, 205, JUNIOR, GUARD)

- ▶ Averaging 4.1 points and 2.5 assists in 14.9 min. a game (has come off bench last 7 games).
- ▶ Started season opener vs. Idaho State (season highs of 12 points, 6 rebounds, 5 assists).
- ▶ Shot .250 from 3-point range last year (14-for-56) but is already 7-for-15 this year (.467).
- ▶ Played in 30 of team's 32 games last year and made 25 starts (including last 22 contests).
- ▶ Averaged 7.5 points and team-high 4.7 assists in 27.6 minutes a game.
- ▶ Assists average ranked third in Big 12.
- ▶ Led Sooners in assists in 21 games, including nine of the last 10.
- ▶ Transfer from New Orleans who averaged 9.2 points, 4.4 rebounds and 3.7 assists in 2009-10.
- ▶ Recorded triple-double at New Orleans (13 points, 10 rebounds and 11 assists).

## 15 TYLER NEAL (6-7, 227, SOPHOMORE, FORWARD)

- ▶ Has come off the bench to average 7.0 points and 3.4 boards in 17.0 minutes an outing.
- ▶ Is 12-for-25 from 3-point range (.480) and 12-for-12 from free throw line.
- ▶ Coming off a career-high 18-point game vs. Arkansas (career highs of 4 treys, 4 assists).
- ▶ Averaging 10.3 points on .529 field goal and .500 (7-for-14) 3-point shooting last 3 games.
- ▶ Played in 26 of team's 32 games last year as a freshman and made six starts.
- ▶ Averaged 4.2 points and 2.3 rebounds in 12.5 minutes a game.
- ▶ One of team's better free throw shooters last year (.814).
- ▶ Scored a career-high 16 points and pulled down six rebounds vs. Virginia in Maui Invitational.
- ▶ Earned state-player-of-the-year honors from Gatorade, the Oklahoma Coaches Association and The Oklahoman as a high school senior at Putnam City West.

## 21 CAMERON CLARK (6-6, 198, SOPHOMORE, GUARD)

- ▶ Averaged 3.0 points in first two games (3-for-18 FGs); averaging 11.7 in six games since.
- ▶ Has scored in double figures five of the last six games (shooting .491 during stretch).
- ▶ Averaged 16.0 points over three-game stretch before being held scoreless vs. Arkansas.
- ▶ Coming off a productive freshman season in which he started all 32 games.
- ▶ Ranked fourth on team in scoring (9.3 ppg) and third in rebounding (4.5 rpg) last year.
- ▶ Ranked eighth in Big 12 (second among freshmen) with his 33.6 minutes per game.
- ▶ Scored in double figures 14 times and netted at least 25 points twice.
- ▶ Averaged 13.1 points in wins and 6.3 points in losses.
- ▶ Coming off at least 40 minutes on seven occasions.
- ▶ Ranked No. 32 as a high school senior by ESPN, No. 34 by Rivals.com and No. 39 by Scout.com.

## 24 ROMERO OSBY (6-8, 232, JUNIOR, FORWARD)

- ▶ Averaging 10.6 points and team-high 7.5 rebounds in 26.4 minutes a game.
- ▶ Ranks fifth in Big 12 in rebounding and first in offensive rebounding (3.4 per game).
- ▶ Has grabbed 10 rebounds in three of eight outings (at least 6 boards in all but one game).
- ▶ Registered career highs of 17 points, 10 boards and four assists in opener vs. Idaho State and followed with another double-double (11 points, 10 rebounds) vs. Coppin State.
- ▶ Sat out last season after transferring from Mississippi State University.
- ▶ Averaged 4.2 points and 2.6 rebounds in 12.8 minutes a game during his two seasons at MSU.
- ▶ Played in 35 of 36 games as a sophomore (three starts) and averaged 4.3 points and 2.6 boards.
- ▶ A two-time high school all-state performer in Mississippi who was rated No. 57 nationally by Rivals.com and No. 70 by Scout.com.

## 31 BARRY HONORÉ (6-7, 270, SENIOR, FORWARD)

- ▶ Averaging 1.0 points, 0.9 boards and 0.6 blocks in 4.4 minutes a game.
- ▶ Played season-high 10 minutes Saturday vs. Arkansas (2 points and season-high 3 rebounds).
- ▶ A walk-on who transferred from Southern University and is one of three seniors on the team.
- ▶ Averaged 1.2 points and 1.0 rebound in 5.7 minutes a game last year (shot .632 from field).
- ▶ Named 2008 Southwestern Athletic Conference Freshman of the Year after averaging 8.8 points and 5.1 rebounds a game at Southern.
- ▶ Started 54 of his 60 games during his two-year career at Southern.

## 32 CASEY ARENT (6-10, 227, JUNIOR, CENTER)

- ▶ Averaging 2.0 points and 2.6 boards in 10.1 minutes per outing.
- ▶ Eleven of his 21 rebounds are offensive (52 percent).
- ▶ A junior college transfer who is the tallest player on the team.
- ▶ Rated as the nation's 22nd-best juco player last year by JucoRecruiting.com.
- ▶ Earned first-team All-Big 8 and first-team all-state honors as a sophomore last year at Sierra College in Rocklin, Calif.
- ▶ Averaged 19.1 points and 11.4 rebounds per game last season (17 double-doubles).

# SEASON STATISTICS

#	Player	gp-gs	min	avg	Total		3-Point		F-Throw		Rebounds					pf	dq	a	to	blk	stl	pts	avg
					fg-fga	fg%	3fg-fga	3fg%	ft-fa	ft%	off	def	tot	avg									
02	Pledger, Steven	7-7	199	28.4	45-78	.577	17-36	.472	18-23	.783	9	12	21	3.0	17	0	15	11	0	11	125	17.9	
11	Newell, Calvin	5-0	98	19.6	25-51	.490	10-26	.385	5-7	.714	3	5	8	1.6	4	0	4	4	0	3	65	13.0	
04	Fitzgerald, Andrew	8-8	195	24.4	37-76	.487	0-0	.000	14-19	.737	18	28	46	5.8	23	0	1	7	7	6	88	11.0	
24	Osby, Romero	8-8	211	26.4	30-59	.508	2-6	.333	23-29	.793	27	33	60	7.5	15	1	10	10	8	3	85	10.6	
21	Clark, Cameron	8-8	194	24.3	30-73	.411	5-12	.417	11-21	.524	9	20	29	3.6	16	0	15	11	6	6	76	9.5	
15	Neal, Tyler	8-0	136	17.0	16-33	.485	12-25	.480	12-12	1.000	6	21	27	3.4	14	0	8	8	1	4	56	7.0	
01	Grooms, Sam	8-8	235	29.4	13-42	.310	4-14	.286	23-34	.676	6	23	29	3.6	14	0	38	17	0	9	53	6.6	
14	Blair, Carl	8-1	119	14.9	8-21	.381	7-15	.467	10-15	.667	3	11	14	1.8	12	0	20	20	0	7	33	4.1	
05	Washington, C.J.	7-0	76	10.9	8-16	.500	0-0	.000	2-2	1.000	7	18	25	3.6	6	0	5	3	3	0	18	2.6	
32	Arent, Casey	8-0	81	10.1	7-20	.350	0-0	.000	2-2	1.000	11	10	21	2.6	13	0	1	11	2	4	16	2.0	
31	Honore, Barry	8-0	35	4.4	3-7	.429	0-0	.000	2-2	1.000	5	2	7	0.9	4	0	0	3	5	0	8	1.0	
03	Franklin, T.J.	6-0	18	3.0	1-4	.250	0-2	.000	0-0	.000	0	2	2	0.3	2	0	1	2	0	2	2	0.3	
13	Fraschilla, James	3-0	3	1.0	0-0	.000	0-0	.000	0-0	.000	0	0	0	0.0	1	0	0	0	0	0	0	0.0	
Team											19	11	30				1						
Total.....		8	1600		223-480	.465	57-136	.419	122-166	.735	123	196	319	39.9	141	1	118	108	32	55	625	78.1	
Opponents.....		8	1600		184-444	.414	60-177	.339	101-141	.716	87	154	241	30.1	155	6	117	124	17	48	529	66.1	

TEAM STATISTICS	OU	OPP	Date	Opponent	Score	Att.
SCORING	625	529	11/11/11	IDAHO STATE	w 78-74	7622
Points per game	78.1	66.1	11/18/11	COPPIN STATE	w 92-65	7460
Scoring margin	+12.0	-	11/24/11	vs Washington State	w 74-59	1457
FIELD GOALS-ATT	223-480	184-444	11/25/11	vs Santa Clara	w 85-73	1777
Field goal pct	.465	.414	11/27/11	vs Saint Louis	L 63-83	2637
3 POINT FG-ATT	57-136	60-177	12/02/11	SACRAMENTO STATE	w 82-53	7460
3-point FG pct	.419	.339	12/08/11	ORAL ROBERTS	w 73-59	7699
3-pt FG made per game	7.1	7.5	12/10/11	ARKANSAS	w 78-63	9077
FREE THROWS-ATT	122-166	101-141				
Free throw pct	.735	.716				
F-Throws made per game	15.3	12.6				
REBOUNDS	319	241				
Rebounds per game	39.9	30.1				
Rebounding margin	+9.8	-				
ASSISTS	118	117				
Assists per game	14.8	14.6				
TURNOVERS	108	124				
Turnovers per game	13.5	15.5				
Turnover margin	+2.0	-				
Assist/turnover ratio	1.1	0.9				
STEALS	55	48				
Steals per game	6.9	6.0				
BLOCKS	32	17				
Blocks per game	4.0	2.1				
ATTENDANCE	39318	5871				
Home games-Avg/Game	5-7864	0-0				
Neutral site-Avg/Game	-	3-1957				

Score by Periods	1st	2nd	Totals
Oklahoma	299	326	625
Opponents	229	300	529

# SEASON RESULTS

Date	Opponent	Score	W/L	Attend.	Points Leader	Rebounds Leader	Assists Leader
11/11	Idaho State	78-74	W	7,622	Newell ..... 19	Osby ..... 10	Grooms ..... 8
11/18	Coppin State	92-65	W	7,460	Pledger ..... 20	Osby ..... 10	Blair, Clark ..... 4
11/24	vs. Washington State #	74-59	W	1,457	Newell ..... 18	Fitzgerald ..... 7	Grooms ..... 10
11/25	vs. Santa Clara #	85-73	W	1,777	Pledger ..... 26	Fitzgerald ..... 13	Grooms ..... 6
11/27	vs. Saint Louis #	63-83	L	2,637	Clark, Osby ..... 14	Clark, Osby ..... 6	Pledger ..... 2
12/2	Sacramento State	82-53	W	7,460	Clark ..... 18	Blair ..... 5	Pledger ..... 5
12/8	Oral Roberts	73-59	W	7,699	Pledger ..... 17	Clark ..... 8	Grooms ..... 5
12/10	Arkansas	78-36	W	9,077	Pledger ..... 22	Fitzgerald ..... 8	Neal ..... 4
12/17	vs. Houston \$						
12/21	South Carolina State						
12/29	at Cincinnati %						
12/31	Northwestern State						
1/3	at Missouri						
1/7	Kansas						
1/9	at Oklahoma State						
1/14	Kansas State						
1/17	Texas Tech						
1/21	at Texas A&M						
1/24	Baylor						
1/28	at Kansas State						
2/1	at Kansas						
2/4	Iowa State						
2/6	Missouri						
2/11	at Texas Tech						
2/14	Texas						
2/18	at Iowa State						
2/22	Oklahoma State						
2/25	at Baylor						
2/29	at Texas						
3/3	Texas A&M						

Associated Press rankings in parentheses

# 76 Classic (Anaheim, Calif.)

\$ All-College Classic (Oklahoma City, Okla.)

% at U.S. Bank Arena

Record Summary	Overall	Home	Away	Neutral
All Games	7-1	5-0	0-0	2-1
Big 12 Games	0-0	0-0	0-0	0-0
Non-Conference Games	7-1	5-0	0-0	2-1

# POINTS-REBOUNDS-ASSISTS

Date	Opponent	1 GROOMS	2 PLEDGER	3 FRANKLIN	4 FTZGERLD	5 WASHGTON	11 NEWELL	13 FRASCH.	14 BLAIR	15 NEAL	21 CLARK	24 OSBY	31 HONORÉ	32 ARENT
11/11	Idaho State	11-6-8	DNP	0-0-0	7-1-0	DNP	19-2-0	DNP	12-6-5	4-7-1	2-3-0	17-10-4	2-0-0	4-1-0
11/18	Coppin State	4-4-1	20-2-3	0-0-0	10-8-0	6-8-3	14-2-1	0-0-0	6-0-4	9-3-1	4-4-4	11-10-0	2-3-0	6-9-1
11/24	vs. Washington State #	9-1-10	14-2-0	0-0-1	9-7-0	0-2-0	18-1-3	DNP	0-0-0	2-3-0	11-2-1	9-6-0	0-0-0	2-3-0
11/25	vs. Santa Clara #	12-5-6	26-7-0	DNP	12-13-0	0-4-0	8-2-0	DNP	2-0-2	3-2-0	11-2-1	9-10-1	0-0-0	2-2-0
11/27	vs. Saint Louis #	0-2-1	11-3-2	DNP	4-2-0	2-2-0	6-1-0	DNP	3-1-1	7-1-0	14-6-1	14-6-0	0-0-0	2-1-0
12/2	Sacramento State	9-4-4	15-1-5	2-0-1	13-4-1	2-1-1	**	DNP	5-5-3	8-3-1	18-3-3	8-4-3	2-1-0	0-3-0
12/8	Oral Roberts	2-4-5	17-3-3	0-0-0	16-3-0	8-6-1	**	0-0-0	2-0-3	5-3-1	16-8-2	7-7-0	0-0-0	0-2-0
12/10	Arkansas	6-3-3	22-3-2	0-1-0	17-8-0	0-2-0	**	0-0-0	3-2-2	18-5-4	0-1-3	10-7-2	2-3-0	0-0-0
12/17	vs. Houston \$													
12/21	South Carolina State													
12/29	at Cincinnati %													
12/31	Northwestern State													
1/3	at Missouri													
1/7	Kansas													
1/9	at Oklahoma State													
1/14	Kansas State													
1/17	Texas Tech													
1/21	at Texas A&M													
1/24	Baylor													
1/28	at Kansas State													
2/1	at Kansas													
2/4	Iowa State													
2/6	Missouri													
2/11	at Texas Tech													
2/14	Texas													
2/18	at Iowa State													
2/22	Oklahoma State													
2/25	at Baylor													
2/29	at Texas													
3/3	Texas A&M													

Associated Press rankings in parentheses

# 76 Classic (Anaheim, Calif.)

\$ All-College Classic (Oklahoma City, Okla.)

% at U.S. Bank Arena

\*\* Left team

## MISCELLANEOUS STATS

### Dunks

Romero Osby.....	14
Cameron Clark.....	6
Andrew Fitzgerald.....	3
Tyler Neal.....	2
Steven Pledger.....	2
Casey Arent.....	1
Calvin Newell.....	1

### Charges Taken

Romero Osby.....	4
Andrew Fitzgerald.....	3
Casey Arent.....	1
Carl Blair.....	1
Cameron Clark.....	1
T.J. Franklin.....	1
Tyler Neal.....	1
Steven Pledger.....	1
C.J. Washington.....	1



# GAME-BY-GAME TEAM STATS

	FG-A	Pct.	3FG-A	Pct.	FT-A	Pct.	O/D/T	PF	A	TO	B	S	1	2	TP
Idaho State at Oklahoma	28-60 23-63	.467 .365	7-24 8-23	.292 .348	11-17 24-33	.647 .727	12/25/37 18/23/41	30 20	22 18	20 15	0 6	7 8	34 31	40 47	74 78
Coppin State at Oklahoma	20-55 36-79	.364 .456	9-33 10-24	.273 .417	16-27 10-13	.593 .769	10/17/27 28/33/61	14 21	13 18	15 15	2 5	8 5	23 42	42 50	65 92
Oklahoma # vs. Washington State #	27-60 22-52	.450 .423	9-20 7-17	.450 .412	11-18 8-11	.611 .727	13/19/32 13/22/35	14 18	14 12	11 22	3 3	7 5	38 40	36 19	74 59
Santa Clara # vs. Oklahoma #	24-68 28-60	.353 .467	14-33 5-16	.424 .313	11-13 24-32	.846 .750	12/21/33 15/34/49	24 18	17 10	9 11	2 4	4 1	19 42	54 43	73 85
Saint Louis # vs. Oklahoma #	29-48 25-60	.604 .417	9-17 3-10	.529 .300	16-20 10-15	.800 .667	5/24/29 15/16/31	17 22	19 5	11 12	1 1	1 5	39 30	44 33	83 63
Sacramento State at Oklahoma	19-43 31-54	.442 .574	6-11 11-20	.545 .550	9-14 9-12	.643 .750	7/16/23 9/20/29	14 11	13 22	22 12	1 6	7 16	25 45	28 37	53 82
Oral Roberts at Oklahoma	22-60 27-54	.367 .500	1-15 3-7	.067 .429	14-19 16-20	.737 .800	16/15/31 14/24/38	18 19	11 15	12 15	3 3	9 7	24 34	35 39	59 73
Arkansas at Oklahoma	20-58 26-50	.345 .520	7-27 8-16	.259 .500	16-20 18-23	.800 .783	12/14/26 11/27/38	20 16	11 16	13 17	5 4	7 6	15 37	38 41	63 78

Houston S

vs. Oklahoma

South Carolina State  
at OklahomaOklahoma %  
at Cincinnati %Northwestern State  
at OklahomaOklahoma  
at MissouriKansas  
at OklahomaOklahoma  
at Oklahoma StateKansas State  
at OklahomaTexas Tech  
at OklahomaOklahoma  
at Texas A&MBaylor  
at OklahomaOklahoma  
at Kansas StateOklahoma  
at KansasIowa State  
at OklahomaMissouri  
at OklahomaOklahoma  
at Texas TechTexas  
at OklahomaOklahoma  
at Iowa StateOklahoma State  
at OklahomaOklahoma  
at BaylorOklahoma  
at TexasTexas A&M  
at Oklahoma

Associated Press rankings in parentheses

# 76 Classic (Anaheim, Calif.)

\$ All-College Classic (Oklahoma City, Okla.)

% at U.S. Bank Arena

# INDIVIDUAL HIGHS

## OKLAHOMA HIGHS

<b>Points</b>	26, Steven Pledger vs. Santa Clara (11/25)
<b>Field Goals</b>	10, Steven Pledger vs. Santa Clara (11/25)
<b>Field Goal Attempts</b>	17, Andrew Fitzgerald vs. Oral Roberts (12/8)
<b>Field Goal Pct.</b> (min. 7 made)	.750 (9-for-12), Steven Pledger vs. Arkansas (12/10)
<b>3-Point Field Goals</b>	4, Tyler Neal vs. Arkansas (12/10) 4, Steven Pledger vs. Santa Clara (11/25) 4, Calvin Newell vs. Washington State (11/24) 4, Calvin Newell vs. Idaho State (11/11)
<b>3-Point Field Goal Attempts</b>	11, Calvin Newell vs. Idaho State (11/11)
<b>3-Point Field Goal Pct.</b> (min. 4 made)	.500 (4-for-8), Tyler Neal vs. Arkansas (12/10) .500 (4-for-8), Steven Pledger vs. Santa Clara (11/25) .500 (4-for-8), Calvin Newell vs. Washington State (11/24)
<b>Free Throws</b>	8, Sam Grooms vs. Santa Clara (11/25)
<b>Free Throw Attempts</b>	12, Sam Grooms vs. Santa Clara (11/25)
<b>Free Throw Pct.</b>	1.000 (6-for-6), Romero Osby vs. Arkansas (12/10)
<b>Rebounds</b>	13, Andrew Fitzgerald vs. Santa Clara (11/25)
<b>Assists</b>	10, Sam Grooms vs. Washington State (11/24)
<b>Turnovers</b>	5, Steven Pledger vs. Arkansas (12/10)
<b>Blocked Shots</b>	3, Cameron Clark vs. Sacramento State (12/2)
<b>Steals</b>	3, Andrew Fitzgerald vs. Sacramento State (12/2) 3, Sam Grooms vs. Sacramento State (12/2) 3, Steven Pledger vs. Sacramento State (12/2) 3, Steven Pledger vs. Washington State (11/24)

## OPPONENT HIGHS

<b>Points</b>	27, Evan Rocquemoire, Santa Clara (11/25)
<b>Field Goals</b>	9, BJ Young, Arkansas (12/10) 9, Brian Conklin, Saint Louis (11/27)
<b>Field Goal Attempts</b>	19, Kevin Foster, Santa Clara (11/25)
<b>Field Goal Pct.</b> (min. 7 made)	.818 (9-for-11), Brian Conklin, Saint Louis (11/27)
<b>3-Point Field Goals</b>	7, Evan Rocquemoire, Santa Clara (11/25)
<b>3-Point Field Goal Attempts</b>	11, Evan Rocquemoire, Santa Clara (11/25)
<b>3-Point Field Goal Pct.</b> (min. 4 made)	.800 (4-for-5), Cody Ellis, Saint Louis (11/27)
<b>Free Throws</b>	8, Rickey Scott, Arkansas (12/10)
<b>Free Throw Attempts</b>	10, Rickey Scott, Arkansas (12/10) 10, Tony Gallo vs. Coppin State (11/18)
<b>Free Throw Pct.</b>	1.000 (7-for-7), Brian Conklin, Saint Louis (11/27)
<b>Rebounds</b>	9, Antonio Williams, Coppin State (11/18)
<b>Assists</b>	10, Evan Rocquemoire, Santa Clara (11/25)
<b>Turnovers</b>	7, Dylan Garrity, Sacramento State (12/2)
<b>Blocked Shots</b>	4, Hunter Mickelson, Arkansas (12/10)
<b>Steals</b>	3, BJ Young, Arkansas (12/10) 3, Michael Craion, Oral Roberts (12/8) 3, Kevin Foster, Santa Clara (11/25) 3, Chase Grabau, Idaho State (11/11) 3, Melvin Morgan, Idaho State (11/11)

## OKLAHOMA'S TOP INDIVIDUAL PERFORMANCES

### POINTS

26.....	Steven Pledger vs. Santa Clara (11/25)
22.....	Steven Pledger vs. Arkansas (12/10)
20.....	Steven Pledger vs. Coppin State (11/18)
19.....	Calvin Newell vs. Idaho State (11/11)
18.....	Tyler Neal vs. Arkansas (12/10)
18.....	Cameron Clark vs. Sacramento State (12/2)
18.....	Calvin Newell vs. Washington State (11/24)
17.....	Andrew Fitzgerald vs. Arkansas (12/10)
17.....	Steven Pledger vs. Oral Roberts (12/8)
17.....	Romero Osby vs. Idaho State (11/11)

### REBOUNDS

13.....	Andrew Fitzgerald vs. Santa Clara (11/25)
10.....	Romero Osby vs. Santa Clara (11/25)
10.....	Romero Osby vs. Coppin State (11/18)
10.....	Romero Osby vs. Idaho State (11/11)
9.....	Casey Arent vs. Coppin State (11/18)
8.....	Andrew Fitzgerald vs. Arkansas (12/10)
8.....	Cameron Clark vs. Oral Roberts (12/8)
8.....	Andrew Fitzgerald vs. Coppin State (11/18)

### ASSISTS

10.....	Sam Grooms vs. Washington State (11/24)
8.....	Sam Grooms vs. Idaho State (11/11)
6.....	Sam Grooms vs. Santa Clara (11/25)
5.....	Sam Grooms vs. Oral Roberts (12/8)
5.....	Steven Pledger vs. Sacramento State (12/2)
5.....	Carl Blair vs. Idaho State (11/11)

### BLOCKED SHOTS

3.....	Cameron Clark vs. Sacramento State (12/2)
2.....	8 times

### STEALS

3.....	Andrew Fitzgerald vs. Sacramento State (12/2)
3.....	Sam Grooms vs. Sacramento State (12/2)
3.....	Steven Pledger vs. Sacramento State (12/2)
3.....	Steven Pledger vs. Washington State (11/24)

### 3-POINT FIELD GOALS

4.....	Tyler Neal vs. Arkansas (12/10)
4.....	Steven Pledger vs. Santa Clara (11/25)
4.....	Calvin Newell vs. Washington State (11/24)
4.....	Calvin Newell vs. Idaho State (11/11)

### MINUTES

37.....	Sam Grooms vs. Idaho State (11/11)
36.....	Steven Pledger vs. Arkansas (12/10)
35.....	Steven Pledger vs. Saint Louis (11/27)
34.....	Sam Grooms vs. Arkansas (12/10)

## SATURDAY vs. ARKANSAS

**Official Basketball Box Score -- Game Totals -- Final Statistics**  
**Arkansas vs Oklahoma**  
**12/10/11 2 p.m. CT at Norman, Okla. (Lloyd Noble Center)**
**Arkansas 63 • 5-3**

#	Player	Total		3-Ptr		Rebounds			PF	TP	A	TO	Blk	Stl	Min
		FG-FGA	FG-FGA	FT-FTA	Off Def Tot	PF	TP	A TO Blk Stl							
04	ABRON, Devonta	f	1-3	0-1	5-6	3	0	3	5	7	0	1	0	0	13
31	SANCHEZ, Michael	f	0-1	0-0	0-0	0	2	2	3	0	0	0	1	0	16
01	WADE, Mardraus	g	4-11	3-8	0-0	1	0	1	2	11	1	4	0	2	28
03	SCOTT, Rickey	g	2-8	0-3	8-10	0	3	3	2	12	1	2	0	0	34
23	NOBLES, Julysse	g	1-5	1-4	0-0	0	2	2	1	3	6	2	0	2	29
00	MADDEN, Rashad	g	1-5	0-2	0-0	0	3	3	1	2	0	0	0	0	17
11	YOUNG, BJ		9-16	3-7	3-4	0	1	1	3	24	3	2	0	3	32
14	THOMPSON, Matt		0-0	0-0	0-0	0	0	0	0	0	0	0	0	0	1
20	HAYDAR, Kikko		0-2	0-2	0-0	0	0	0	1	0	0	0	0	0	4
21	MICKELSON, Hunter		2-6	0-0	0-0	4	3	7	1	4	0	1	4	0	24
22	WAITHE, Marvell		0-1	0-0	0-0	0	0	0	1	0	0	1	0	0	2
Team					4	0	4								
Totals			20-58	7-27	16-20	12	14	26	20	63	11	13	5	7	200
FG % 1st Half: 7-28		25.0%	2nd half: 13-30	43.3%	Game: 20-58	34.5%									
3FG % 1st Half: 3-12		25.0%	2nd half: 4-15	26.7%	Game: 7-27	25.9%									
FT % 1st Half: 8-10		80.0%	2nd half: 8-10	80.0%	Game: 16-20	80.0%									

**Oklahoma 78 • 7-1**

#	Player	Total		3-Ptr		Rebounds			PF	TP	A	TO	Blk	Stl	Min
		FG-FGA	FG-FGA	FT-FTA	Off Def Tot	PF	TP	A TO Blk Stl							
04	Fitzgerald, Andrew	f	7-11	0-0	3-4	4	4	8	4	17	0	1	1	0	23
24	Osby, Romero	f	2-5	0-0	6-6	2	5	7	0	10	2	2	2	0	32
01	Grooms, Sam	g	2-5	1-2	1-2	0	3	3	0	6	3	3	0	1	34
02	Pledger, Steven	g	9-12	3-5	1-3	2	1	3	2	22	2	5	0	2	36
21	Clark, Cameron	g	0-3	0-1	0-0	0	1	1	2	0	3	1	0	0	13
03	Franklin, T.J.		0-0	0-0	0-0	0	1	1	0	0	0	0	0	0	1
05	Washington, C.J.		0-2	0-0	0-0	0	2	2	0	0	0	1	0	0	3
13	Fraschilla, James		0-0	0-0	0-0	0	0	0	0	0	0	0	0	0	1
14	Blair, Carl		0-1	0-0	3-4	0	2	2	1	3	2	1	0	2	14
15	Neal, Tyler		5-9	4-8	4-4	0	5	5	3	18	4	1	0	0	28
31	Honore, Barry		1-1	0-0	0-0	2	1	3	2	2	0	0	1	0	10
32	Arent, Casey		0-1	0-0	0-0	0	0	0	2	0	0	1	0	1	5
Team					1	2	3				1				
Totals			26-50	8-16	18-23	11	27	38	16	78	16	17	4	6	200
FG % 1st Half: 14-30		46.7%	2nd half: 12-20	60.0%	Game: 26-50	52.0%									
3FG % 1st Half: 4-9		44.4%	2nd half: 4-7	57.1%	Game: 8-16	50.0%									
FT % 1st Half: 5-6		83.3%	2nd half: 13-17	76.5%	Game: 18-23	78.3%									

Officials: Doug Simmons, Antonio Petty, Patrick Evans  
 Technical fouls: Arkansas-None. Oklahoma-None.  
 Attendance: 9077  
 Estimated Attendance: 6501

Score by periods	1st	2nd	Total
Arkansas	25	38	63
Oklahoma	37	41	78

Last FG - AR 2nd-00:52, OU 2nd-02:22.  
 Largest lead - AR by 4 1st-18:36, OU by 18 2nd-03:57.

Points	In Paint	Off T/O	2nd Chance	Fast Break	Bench
AR	22	10	9	13	30
OU	20	19	11	2	23

Score tied - 1 time.  
 Lead changed - 1 time.

## 2009-10 vs. HOUSTON

**Official Basketball Box Score -- Game Totals -- Final Statistics**  
**Houston vs Oklahoma**  
**11/26/09 7:30 pm AST at Anchorage, Alaska (Sullivan Arena)**
**Houston 100 • 2-1**


#	Player	Total		3-Ptr		Rebounds			PF	TP	A	TO	Blk	Stl	Min
		FG-FGA	FG-FGA	FT-FTA	Off Def Tot	PF	TP	A TO Blk Stl							
03	McNeil, Maurice	f	2-5	0-0	2-2	2	2	4	2	6	0	1	1	1	13
32	Van Slyke, Kirk	f	5-7	3-5	0-0	2	0	2	4	13	1	0	1	0	23
00	Lewis, Kelvin	g	11-18	6-11	0-0	1	2	3	1	28	3	0	0	1	37
12	Coleman, Aubrey	g	7-19	0-1	13-18	5	6	11	2	27	6	1	0	3	36
31	Brown, Adam	g	4-9	2-5	5-7	3	3	6	3	15	3	1	1	4	38
01	Coleman, Sean		0-1	0-1	0-0	0	0	0	1	0	0	0	0	0	4
02	Nixon, Zarnal		2-5	1-2	2-3	0	1	1	1	7	3	2	0	2	16
11	Wade, Desmond		0-3	0-1	1-2	3	2	5	3	1	4	2	0	0	24
40	Washington, Kendrick		0-0	0-0	3-4	1	0	1	2	3	0	0	0	0	9
Team					0	1	1								
Totals			31-67	12-26	26-36	17	17	34	19	100	20	7	3	11	200
FG % 1st Half: 17-43		39.5%	2nd half: 14-24	58.3%	Game: 31-67	46.3%									
3FG % 1st Half: 6-16		37.5%	2nd half: 6-10	60.0%	Game: 12-26	46.2%									
FT % 1st Half: 7-10		70.0%	2nd half: 19-26	73.1%	Game: 26-36	72.2%									

**Oklahoma 93 • 2-3**

#	Player	Total		3-Ptr		Rebounds			PF	TP	A	TO	Blk	Stl	Min
		FG-FGA	FG-FGA	FT-FTA	Off Def Tot	PF	TP	A TO Blk Stl							
21	Allen, Orlando	c	0-0	0-0	0-0	0	4	4	1	0	0	1	3	0	14
02	Pledger, Steven	g	8-17	6-14	1-2	1	2	3	4	23	1	1	0	0	38
05	Crocker, Tony	g	2-5	1-2	3-4	3	7	10	3	8	3	4	1	2	39
13	Warren, Willie	g	8-11	1-2	8-9	0	1	1	4	25	7	5	1	0	32
34	Davis, Cade	g	2-8	1-5	6-6	1	3	4	4	11	0	1	0	0	29
03	Franklin, T.J.		0-0	0-0	0-0	0	0	0	0	0	0	0	0	0	0+
11	Mason-Griffin, Tommy		4-7	2-3	1-2	0	1	1	1	11	5	4	0	0	26
24	Gallon, Tiny		6-8	0-0	3-4	3	6	9	5	15	1	2	0	0	22
Team					3	0	3								
Totals			30-56	11-26	22-27	11	24	35	22	93	17	18	5	2	200
FG % 1st Half: 15-27		55.6%	2nd half: 15-29	51.7%	Game: 30-56	53.6%									
3FG % 1st Half: 8-15		53.3%	2nd half: 3-11	27.3%	Game: 11-26	42.3%									
FT % 1st Half: 14-18		77.8%	2nd half: 8-9	88.9%	Game: 22-27	81.5%									

Officials: Martin Cota, DG Nelson, Gabby Lujan  
 Technical fouls: Houston-None. Oklahoma-None.  
 Attendance: 5447  
 Game 4: Carrs/Safeway Great Alaska Shootout (Pool B)  
 Carrs/Safeway Player of the Game: A. Coleman (UH)  
 Oklahoma ranked No. 25 AP

Score by periods	1st	2nd	Total
Houston	47	53	100
Oklahoma	52	41	93



# 1 SAM GROOMS

6-1, 203, JUNIOR, GUARD  
GREENSBORO, N.C.  
(CHIPOLA JUNIOR COLLEGE [FLA.])

PTS	REB	AST	MIN
6.6	3.6	4.8	29.4

## GROOMS GAME BY GAME IN 2011-12

Date	Opponent	MIN	FG	3FG	FT	O-D-T	PF	A	TO	B	S	TP
N11	Idaho State	*37	2-10	0-2	7-8	3-3-6	3	8	2	0	2	11
N18	Coppin State	*23	1-6	0-3	2-4	2-2-4	2	1	3	0	0	4
N24	vs. Washington State	*33	3-6	1-1	2-4	1-0-1	2	10	1	0	1	9
N25	vs. Santa Clara	*27	2-6	0-3	8-12	0-5-5	1	6	1	0	0	12
N27	vs. Saint Louis	*24	0-1	0-0	0-0	0-2-2	4	1	2	0	0	0
D2	Sacramento State	*28	3-5	2-2	1-2	0-4-4	0	4	1	0	3	9
D8	Oral Roberts	*29	0-3	0-1	2-2	0-4-4	2	5	4	0	2	2
D10	Arkansas	*34	2-5	1-2	1-2	0-3-3	0	3	3	0	1	6
D17	vs. Houston											
D21	South Carolina State											
D29	at Cincinnati											
D31	Northwestern State											
J3	at Missouri											
J7	Kansas											
J9	at Oklahoma State											
J14	Kansas State											
J17	Texas Tech											
J21	at Texas A&M											
J24	Baylor											
J28	at Kansas State											
F1	at Kansas											
F4	Iowa State											
F6	Missouri											
F11	at Texas Tech											
F14	Texas											
F18	at Iowa State											
F22	Oklahoma State											
F25	at Baylor											
F29	at Texas											
M3	Texas A&M											

\* Starter

## GROOMS' CAREER HIGHS

Points	12 vs. Santa Clara (11/25/11)
Field Goals	3 vs. Washington State (11/24/11)
Field Goal Attempts	10 vs. Idaho State (11/11/11)
3-Point Field Goals	2 vs. Sacramento State (12/2/11)
3-Point Field Goal Attempts	3 (twice)
Free Throws Made	8 vs. Santa Clara (11/25/11)
Free Throw Attempts	12 vs. Santa Clara (11/25/11)
Rebounds	6 vs. Idaho State (11/11/11)
Assists	10 vs. Washington State (11/24/11)
Blocked Shots	None
Steals	3 vs. Sacramento State (12/2/11)
Minutes Played	37 vs. Idaho State (11/11/11)



# 2 STEVEN PLEDGER

6-4, 222, JUNIOR, GUARD  
CHESAPEAKE, VA.  
(ATLANTIC SHORES CHRISTIAN SCHOOL)

PTS	REB	FG%	MIN
17.9	3.0	.577	28.4

## PLEDGER GAME BY GAME IN 2011-12

Date	Opponent	MIN	FG	3FG	FT	O-D-T	PF	A	TO	B	S	TP
N11	Idaho State											
N18	Coppin State	*20	8-14	3-8	1-1	1-1-2	3	3	0	0	0	20
N24	vs. Washington State	*25	4-8	3-6	3-3	1-1-2	3	0	1	0	3	14
N25	vs. Santa Clara	*31	10-15	4-8	2-4	3-4-7	1	0	1	0	0	26
N27	vs. Saint Louis	*35	4-13	1-4	2-3	0-3-3	4	2	2	0	1	11
D2	Sacramento State	*21	4-5	3-3	4-4	1-0-1	3	5	0	0	3	15
D8	Oral Roberts	*31	6-11	0-2	5-5	1-2-3	1	3	2	0	2	17
D10	Arkansas	*36	9-12	3-5	1-3	2-1-3	2	2	5	0	2	22
D17	vs. Houston											
D21	South Carolina State											
D29	at Cincinnati											
D31	Northwestern State											
J3	at Missouri											
J7	Kansas											
J9	at Oklahoma State											
J14	Kansas State											
J17	Texas Tech											
J21	at Texas A&M											
J24	Baylor											
J28	at Kansas State											
F1	at Kansas											
F4	Iowa State											
F6	Missouri											
F11	at Texas Tech											
F14	Texas											
F18	at Iowa State											
F22	Oklahoma State											
F25	at Baylor											
F29	at Texas											
M3	Texas A&M											

\* Starter

## PLEDGER'S CAREER HIGHS

Points	38 vs. Iowa State (1/29/11)
Field Goals	12 vs. Iowa State (1/29/11)
Field Goal Attempts	20 vs. Iowa State (1/29/11)
3-Point Field Goals	7 vs. Iowa State (1/29/11)
3-Point Field Goal Attempts	14 vs. Houston (11/26/09)
Free Throws Made	7 vs. Iowa State (1/29/11)
Free Throw Attempts	8 (twice)
Rebounds	7 vs. Santa Clara (11/25/11)
Assists	6 (twice)
Blocked Shots	2 (twice)
Steals	3 (six times)
Minutes Played	44 vs. Iowa State (1/29/11)





## 3 T.J. FRANKLIN

5-11, 175, SENIOR, GUARD  
FORT WORTH, TEXAS  
(NORTH CROWLEY HS)

PTS	REB	AST	MIN
0.3	0.3	0.2	3.0

### FRANKLIN GAME BY GAME IN 2011-12

Date	Opponent	MIN	FG	3FG	FT	O-D-T	PF	A	TO	B	S	TP
N11	Idaho State	+0	0-0	0-0	0-0	0-0-0	0	0	0	0	0	0
N18	Coppin State	7	0-0	0-0	0-0	0-0-0	2	0	1	0	1	0
N24	vs. Washington State	1	0-1	0-0	0-0	0-1-1	0	0	0	0	0	0
N25	vs. Santa Clara					DNP						
N27	vs. Saint Louis					DNP						
D2	Sacramento State	9	1-3	0-2	0-0	0-0-0	0	1	1	0	1	2
D8	Oral Roberts	0+	0-0	0-0	0-0	0-0-0	0	0	0	0	0	0
D10	Arkansas	1	0-0	0-0	0-0	0-1-1	0	0	0	0	0	0
D17	vs. Houston											
D21	South Carolina State											
D29	at Cincinnati											
D31	Northwestern State											
J3	at Missouri											
J7	Kansas											
J9	at Oklahoma State											
J14	Kansas State											
J17	Texas Tech											
J21	at Texas A&M											
J24	Baylor											
J28	at Kansas State											
F1	at Kansas											
F4	Iowa State											
F6	Missouri											
F11	at Texas Tech											
F14	Texas											
F18	at Iowa State											
F22	Oklahoma State											
F25	at Baylor											
F29	at Texas											
M3	Texas A&M											

\* Starter

### FRANKLIN'S CAREER HIGHS

Points	3 vs. Texas Southern (11/18/10)
Field Goals	1 (twice)
Field Goal Attempts	3 vs. Sacramento State (12/2/11)
3-Point Field Goals	None
3-Point Field Goal Attempts	2 vs. Sacramento State (12/2/11)
Free Throws Made	2 vs. Mount St. Mary's (11/14/09)
Free Throw Attempts	4 (twice)
Rebounds	2 (twice)
Assists	2 (three times)
Blocked Shots	None
Steals	1 (twice)
Minutes Played	9 vs. Sacramento State (12/2/11)



## 4 ANDREW FITZGERALD

6-8, 247, JUNIOR, FORWARD  
BALTIMORE, MD.  
(BREWSTER ACADEMY [N.H.])

PTS	REB	FG%	MIN
11.0	5.8	.487	24.4

### FITZGERALD GAME BY GAME IN 2011-12

Date	Opponent	MIN	FG	3FG	FT	O-D-T	PF	A	TO	B	S	TP
N11	Idaho State	*23	2-7	0-0	3-3	0-1-1	3	0	0	2	0	7
N18	Coppin State	*19	4-11	0-0	2-2	5-3-8	2	0	1	0	1	10
N24	vs. Washington State		4-9	0-0	1-4	2-5-7	2	0	2	1	0	9
N25	vs. Santa Clara	*30	4-7	0-0	4-4	5-8-13	3	0	0	2	0	12
N27	vs. Saint Louis	*17	2-6	0-0	0-0	0-2-2	4	0	1	0	1	4
D2	Sacramento State	*22	6-8	0-0	1-2	1-3-4	2	1	1	0	3	13
D8	Oral Roberts	*31	8-17	0-0	0-0	1-2-3	3	0	1	1	1	16
D10	Arkansas	*23	7-11	0-0	3-4	4-4-8	4	0	1	1	0	17
D17	vs. Houston											
D21	South Carolina State											
D29	at Cincinnati											
D31	Northwestern State											
J3	at Missouri											
J7	Kansas											
J9	at Oklahoma State											
J14	Kansas State											
J17	Texas Tech											
J21	at Texas A&M											
J24	Baylor											
J28	at Kansas State											
F1	at Kansas											
F4	Iowa State											
F6	Missouri											
F11	at Texas Tech											
F14	Texas											
F18	at Iowa State											
F22	Oklahoma State											
F25	at Baylor											
F29	at Texas											
M3	Texas A&M											

\* Starter

### FITZGERALD'S CAREER HIGHS

Points	22 (three times)
Field Goals	8 (five times)
Field Goal Attempts	17 (twice)
3-Point Field Goals	None
3-Point Field Goal Attempts	None
Free Throws Made	6 (five times)
Free Throw Attempts	8 vs. Texas A&M (3/6/10)
Rebounds	13 (twice)
Assists	3 vs. Baylor (2/27/10)
Blocked Shots	3 vs. Texas Tech (1/18/11)
Steals	5 vs. North Carolina Central (11/15/10)
Minutes Played	39 (twice)



## 5 C.J. WASHINGTON

6-7, 230, SENIOR, FORWARD  
STRINGTOWN, OKLA.  
(CONNORS STATE COLLEGE)

PTS	REB	AST	MIN
2.6	3.6	0.7	10.9


### WASHINGTON GAME BY GAME IN 2011-12

Date	Opponent	MIN	FG	3FG	FT	O-D-T	PF	A	TO	B	S	TP
N11	Idaho State					DNP						
N18	Coppin State	18	3-4	0-0	0-0	3-5-8	2	3	1	0	0	6
N24	vs. Washington State	3	0-2	0-0	0-0	1-1-2	0	0	0	0	0	0
N25	vs. Santa Clara	8	0-1	0-0	0-0	0-4-4	0	0	0	1	0	0
N27	vs. Saint Louis	10	1-2	0-0	0-0	0-2-2	0	0	0	0	0	2
D2	Sacramento State	17	1-1	0-0	0-0	0-1-1	2	1	1	2	0	2
D8	Oral Roberts	17	3-4	0-0	2-2	3-3-6	2	1	0	0	0	8
D10	Arkansas	3	0-2	0-0	0-0	0-2-2	0	0	1	0	0	0
D17	vs. Houston											
D21	South Carolina State											
D29	at Cincinnati											
D31	Northwestern State											
J3	at Missouri											
J7	Kansas											
J9	at Oklahoma State											
J14	Kansas State											
J17	Texas Tech											
J21	at Texas A&M											
J24	Baylor											
J28	at Kansas State											
F1	at Kansas											
F4	Iowa State											
F6	Missouri											
F11	at Texas Tech											
F14	Texas											
F18	at Iowa State											
F22	Oklahoma State											
F25	at Baylor											
F29	at Texas											
M3	Texas A&M											

\* Starter

### WASHINGTON'S CAREER HIGHS

Points	9 (twice)
Field Goals	4 (twice)
Field Goal Attempts	6 (twice)
3-Point Field Goals	None
3-Point Field Goal Attempts	None
Free Throws Made	4 (twice)
Free Throw Attempts	6 vs. Sacramento State (12/21/10)
Rebounds	8 vs. Coppin State (11/18/11)
Assists	3 vs. Coppin State (11/18/11)
Blocked Shots	3 vs. Virginia (11/23/10)
Steals	2 vs. Iowa State (1/29/11)
Minutes Played	25 vs. Texas Tech (3/2/11)



## 13 JAMES FRASCHILLA

5-10, 142, FRESHMAN, GUARD  
DALLAS, TEXAS  
(HIGHLAND PARK HS)

PTS	REB	AST	MIN
0.0	0.0	0.0	1.0

### FRASCHILLA GAME BY GAME IN 2011-12

Date	Opponent	MIN	FG	3FG	FT	O-D-T	PF	A	TO	B	S	TP
N11	Idaho State					DNP						
N18	Coppin State	2	0-0	0-0	0-0	0-0-0	1	0	0	0	0	0
N24	vs. Washington State					DNP						
N25	vs. Santa Clara					DNP						
N27	vs. Saint Louis					DNP						
D2	Sacramento State					DNP						
D8	Oral Roberts	0+	0-0	0-0	0-0	0-0-0	0	0	0	0	0	0
D10	Arkansas	1	0-0	0-0	0-0	0-0-0	0	0	0	0	0	0
D17	vs. Houston											
D21	South Carolina State											
D29	at Cincinnati											
D31	Northwestern State											
J3	at Missouri											
J7	Kansas											
J9	at Oklahoma State											
J14	Kansas State											
J17	Texas Tech											
J21	at Texas A&M											
J24	Baylor											
J28	at Kansas State											
F1	at Kansas											
F4	Iowa State											
F6	Missouri											
F11	at Texas Tech											
F14	Texas											
F18	at Iowa State											
F22	Oklahoma State											
F25	at Baylor											
F29	at Texas											
M3	Texas A&M											

\* Starter

### FRASCHILLA'S CAREER HIGHS

Points	None
Field Goals	None
Field Goal Attempts	None
3-Point Field Goals	None
3-Point Field Goal Attempts	None
Free Throws Made	None
Free Throw Attempts	None
Rebounds	None
Assists	None
Blocked Shots	None
Steals	None
Minutes Played	2 vs. Coppin State (11/18/11)



# 14 CARL BLAIR

6-2, 205, JUNIOR, GUARD  
HOUSTON, TEXAS  
(UNIVERSITY OF NEW ORLEANS)

PTS	REB	AST	MIN
4.1	1.8	2.5	14.9

## BLAIR GAME BY GAME IN 2011-12


Date	Opponent	MIN	FG	3FG	FT	O-D-T	PF	A	TO	B	S	TP
N11	Idaho State	*27	3-7	3-6	3-6	0-6-6	4	5	2	0	0	12
N18	Coppin State	12	2-3	2-3	0-0	0-0-0	3	4	4	0	1	6
N24	vs. Washington State	6	0-1	0-1	0-0	0-0-0	1	0	3	0	0	0
N25	vs. Santa Clara	13	0-1	0-0	2-2	0-0-0	2	2	3	0	1	2
N27	vs. Saint Louis	17	1-4	1-2	0-0	0-1-1	0	1	4	0	2	3
D2	Sacramento State	17	1-3	1-3	2-2	3-2-5	0	3	1	0	1	5
D8	Oral Roberts	13	1-1	0-0	0-1	0-0-0	1	3	2	0	0	2
D10	Arkansas	14	0-1	0-0	3-4	0-2-2	1	2	1	0	2	3
D17	vs. Houston											
D21	South Carolina State											
D29	at Cincinnati											
D31	Northwestern State											
J3	at Missouri											
J7	Kansas											
J9	at Oklahoma State											
J14	Kansas State											
J17	Texas Tech											
J21	at Texas A&M											
J24	Baylor											
J28	at Kansas State											
F1	at Kansas											
F4	Iowa State											
F6	Missouri											
F11	at Texas Tech											
F14	Texas											
F18	at Iowa State											
F22	Oklahoma State											
F25	at Baylor											
F29	at Texas											
M3	Texas A&M											

\* Starter

## BLAIR'S CAREER HIGHS

Points	.....23 vs. Arkansas State (2/6/10*)
Field Goals	.....6 (four times)
Field Goal Attempts	.....13 vs. Arkansas State (2/25/10*)
3-Point Field Goals	.....3 (twice)
3-Point Field Goal Attempts	.....7 (three times)
Free Throws Made	.....9 (four times)
Free Throw Attempts	.....13 vs. Colorado (1/22/11)
Rebounds	.....11 vs. Florida International (1/2/10)
Assists	.....11 (twice)
Blocked Shots	.....1 (four times)
Steals	.....3 (five times)
Minutes Played	.....40 (twice*)

\* At University of New Orleans



# 15 TYLER NEAL

6-7, 227, SOPHOMORE, FORWARD  
OKLAHOMA CITY, OKLA.  
(PUTNAM CITY WEST HS)

PTS	REB	3FG%	MIN
7.0	3.4	.480	17.0

## NEAL GAME BY GAME IN 2011-12

Date	Opponent	MIN	FG	3FG	FT	O-D-T	PF	A	TO	B	S	TP
N11	Idaho State	15	2-3	0-0	0-0	4-3-7	1	1	2	0	1	4
N18	Coppin State	18	3-8	3-6	0-0	1-2-3	3	1	1	0	0	9
N24	vs. Washington State	13	0-1	0-1	2-2	0-3-3	2	0	0	1	0	2
N25	vs. Santa Clara	8	1-2	1-2	0-0	0-2-2	2	0	0	0	0	3
N27	vs. Saint Louis	16	1-2	1-2	4-4	1-0-1	1	0	0	0	1	7
D2	Sacramento State	19	3-7	2-5	0-0	0-3-3	1	1	2	0	0	8
D8	Oral Roberts	19	1-1	1-1	2-2	0-3-3	1	1	2	0	2	5
D10	Arkansas	28	5-9	4-8	4-4	0-5-5	3	4	1	0	0	18
D17	vs. Houston											
D21	South Carolina State											
D29	at Cincinnati											
D31	Northwestern State											
J3	at Missouri											
J7	Kansas											
J9	at Oklahoma State											
J14	Kansas State											
J17	Texas Tech											
J21	at Texas A&M											
J24	Baylor											
J28	at Kansas State											
F1	at Kansas											
F4	Iowa State											
F6	Missouri											
F11	at Texas Tech											
F14	Texas											
F18	at Iowa State											
F22	Oklahoma State											
F25	at Baylor											
F29	at Texas											
M3	Texas A&M											

\* Starter

## NEAL'S CAREER HIGHS

Points	.....18 vs. Arkansas (12/10/12)
Field Goals	.....5 vs. Arkansas (12/10/12)
Field Goal Attempts	.....9 vs. Arkansas (12/10/12)
3-Point Field Goals	.....4 vs. Arkansas (12/10/12)
3-Point Field Goal Attempts	.....8 vs. Arkansas (12/10/12)
Free Throws Made	.....6 vs. Virginia (11/23/10)
Free Throw Attempts	.....6 (three times)
Rebounds	.....7 (twice)
Assists	.....4 vs. Arkansas (12/10/12)
Blocked Shots	.....1 (four times)
Steals	.....2 (twice)
Minutes Played	.....28 (twice)



# 21 CAMERON CLARK

6-6, 198, SOPHOMORE, GUARD  
SHERMAN, TEXAS  
(SHERMAN HS)

PTS	REB	AST	MIN
9.5	3.6	1.9	24.3

## CLARK GAME BY GAME IN 2011-12

Date	Opponent	MIN	FG	3FG	FT	O-D-T	PF	A	TO	B	S	TP
N11	Idaho State	*22	1-10	0-3	0-2	1-2-3	2	0	1	0	2	2
N18	Coppin State	*20	2-8	0-0	0-0	1-3-4	1	4	1	2	1	4
N24	vs. Washington State	*29	5-9	0-1	1-3	1-1-2	2	1	2	0	1	11
N25	vs. Santa Clara	*26	3-10	0-0	5-6	2-0-2	3	1	2	0	0	11
N27	vs. Saint Louis	*28	7-13	0-0	0-2	3-3-6	3	1	2	1	0	14
D2	Sacramento State	*26	7-12	3-5	1-2	0-3-3	1	3	0	3	2	18
D8	Oral Roberts	*30	5-8	2-2	4-6	1-7-8	2	2	2	0	0	16
D10	Arkansas	*13	0-3	0-1	0-0	0-1-1	2	3	1	0	0	0
D17	vs. Houston											
D21	South Carolina State											
D29	at Cincinnati											
D31	Northwestern State											
J3	at Missouri											
J7	Kansas											
J9	at Oklahoma State											
J14	Kansas State											
J17	Texas Tech											
J21	at Texas A&M											
J24	Baylor											
J28	at Kansas State											
F1	at Kansas											
F4	Iowa State											
F6	Missouri											
F11	at Texas Tech											
F14	Texas											
F18	at Iowa State											
F22	Oklahoma State											
F25	at Baylor											
F29	at Texas											
M3	Texas A&M											

\* Starter

## CLARK'S CAREER HIGHS

Points	26 vs. Central Arkansas (12/30/10)
Field Goals	11 vs. Baylor (2/2/11)
Field Goal Attempts	19 vs. Baylor (2/2/11)
3-Point Field Goals	4 vs. Central Arkansas (12/30/10)
3-Point Field Goal Attempts	7 vs. Baylor (2/2/11)
Free Throws Made	6 vs. Oklahoma State (3/5/11)
Free Throw Attempts	7 vs. Oklahoma State (3/5/11)
Rebounds	11 vs. Coppin State (11/12/10)
Assists	4 (twice)
Blocked Shots	3 vs. Sacramento State (12/2/11)
Steals	3 vs. Oral Roberts (12/11/10)
Minutes Played	44 vs. Iowa State (1/29/11)



# 24 ROMERO OSBY

6-8, 232, JUNIOR, FORWARD  
MERIDIAN, MISS.  
(MISSISSIPPI STATE UNIVERSITY)

PTS	REB	AST	MIN
10.6	7.5	1.3	26.4

## OSBY GAME BY GAME IN 2011-12

Date	Opponent	MIN	FG	3FG	FT	O-D-T	PF	A	TO	B	S	TP
N11	Idaho State	*31	5-9	1-1	6-7	6-4-10	3	4	2	2	1	17
N18	Coppin State	*22	4-8	0-0	3-4	4-6-10	0	0	0	1	1	11
N24	vs. Washington State	*26	3-7	1-2	2-2	2-4-6	2	0	0	0	0	9
N25	vs. Santa Clara	*32	3-8	0-1	3-4	3-7-10	2	1	3	1	0	9
N27	vs. Saint Louis	*24	6-13	0-1	2-4	4-2-6	3	0	1	0	0	14
D2	Sacramento State	*23	4-5	0-0	0-0	2-2-4	0	3	1	0	1	8
D8	Oral Roberts	*21	3-4	0-1	1-2	4-3-7	5	0	1	2	0	7
D10	Arkansas	*32	2-5	0-0	6-6	2-5-7	0	2	2	2	0	10
D17	vs. Houston											
D21	South Carolina State											
D29	at Cincinnati											
D31	Northwestern State											
J3	at Missouri											
J7	Kansas											
J9	at Oklahoma State											
J14	Kansas State											
J17	Texas Tech											
J21	at Texas A&M											
J24	Baylor											
J28	at Kansas State											
F1	at Kansas											
F4	Iowa State											
F6	Missouri											
F11	at Texas Tech											
F14	Texas											
F18	at Iowa State											
F22	Oklahoma State											
F25	at Baylor											
F29	at Texas											
M3	Texas A&M											

\* Starter

## OSBY'S CAREER HIGHS

Points	17 vs. Idaho State (11/11/11)
Field Goals	6 vs. Saint Louis (11/27/11)
Field Goal Attempts	13 (twice)
3-Point Field Goals	2 (five times)
3-Point Field Goal Attempts	3 (seven times)
Free Throws Made	7 vs. Texas Tech (11/29/08*)
Free Throw Attempts	10 vs. Texas Tech (11/29/08*)
Rebounds	10 (three times)
Assists	4 (three times)
Blocked Shots	2 (seven times)
Steals	3 vs. Jackson State (3/16/10*)
Minutes Played	38 vs. Kentucky (2/16/10*)

\* At Mississippi State





# 31 BARRY HONORÉ

6-7, 270, SENIOR, FORWARD  
GARLAND, TEXAS  
(SOUTHERN UNIVERSITY)

PTS	REB	BLK	MIN
1.0	0.9	0.6	4.4


## HONORÉ GAME BY GAME IN 2011-12

Date	Opponent	MIN	FG	3FG	FT	O-D-T	PF	A	TO	B	S	TP
N11	Idaho State	5	1-1	0-0	0-0	0-0-0	0	0	0	2	0	2
N18	Coppin State	8	0-0	0-0	2-2	2-1-3	0	0	1	1	0	2
N24	vs. Washington State	1	0-0	0-0	0-0	0-0-0	0	0	0	0	0	0
N25	vs. Santa Clara	2	0-0	0-0	0-0	0-0-0	1	0	1	0	0	0
N27	vs. Saint Louis	1	0-0	0-0	0-0	0-0-0	0	0	0	0	0	0
D2	Sacramento State	5	1-3	0-0	0-0	1-0-1	1	0	1	1	0	2
D8	Oral Roberts	3	0-2	0-0	0-0	0-0-0	0	0	0	0	0	0
D10	Arkansas	10	1-1	0-0	0-0	2-1-3	2	0	0	1	0	2
D17	vs. Houston											
D21	South Carolina State											
D29	at Cincinnati											
D31	Northwestern State											
J3	at Missouri											
J7	Kansas											
J9	at Oklahoma State											
J14	Kansas State											
J17	Texas Tech											
J21	at Texas A&M											
J24	Baylor											
J28	at Kansas State											
F1	at Kansas											
F4	Iowa State											
F6	Missouri											
F11	at Texas Tech											
F14	Texas											
F18	at Iowa State											
F22	Oklahoma State											
F25	at Baylor											
F29	at Texas											
M3	Texas A&M											

\* Starter

## HONORÉ'S OKLAHOMA HIGHS

Points	6 (twice)
Field Goals	3 (twice)
Field Goal Attempts	4 vs. Texas Southern (11/18/10)
3-Point Field Goals	None
3-Point Field Goal Attempts	1 vs. Texas A&M (1/8/11)
Free Throws Made	1 vs. Virginia (11/23/10)
Free Throw Attempts	2 vs. Virginia (11/23/10)
Rebounds	3 (six times)
Assists	2 vs. Texas Southern (11/18/10)
Blocked Shots	2 (twice)
Steals	None
Minutes Played	19 vs. Texas Southern (11/18/10)



# 32 CASEY ARENT

6-10, 227, JUNIOR, CENTER  
PENRYN, CALIF.  
(SIERRA COLLEGE)

PTS	REB	STL	MIN
2.0	2.6	0.5	10.1

## ARENT GAME BY GAME IN 2011-12

Date	Opponent	MIN	FG	3FG	FT	O-D-T	PF	A	TO	B	S	TP
N11	Idaho State	12	1-2	0-0	2-2	1-0-1	1	0	3	0	1	4
N18	Coppin State	13	3-5	0-0	0-0	3-6-9	2	1	1	1	0	6
N24	vs. Washington State	9	1-3	0-0	0-0	2-1-3	0	0	2	1	0	2
N25	vs. Santa Clara	8	1-2	0-0	0-0	1-1-2	2	0	0	0	0	2
N27	vs. Saint Louis	15	1-2	0-0	0-0	1-0-1	3	0	0	0	0	2
D2	Sacramento State	13	0-2	0-0	0-0	1-2-3	1	0	3	0	2	0
D8	Oral Roberts	6	0-3	0-0	0-0	2-0-2	2	0	1	0	0	0
D10	Arkansas	5	0-1	0-0	0-0	0-0-0	2	0	1	0	1	0
D17	vs. Houston											
D21	South Carolina State											
D29	at Cincinnati											
D31	Northwestern State											
J3	at Missouri											
J7	Kansas											
J9	at Oklahoma State											
J14	Kansas State											
J17	Texas Tech											
J21	at Texas A&M											
J24	Baylor											
J28	at Kansas State											
F1	at Kansas											
F4	Iowa State											
F6	Missouri											
F11	at Texas Tech											
F14	Texas											
F18	at Iowa State											
F22	Oklahoma State											
F25	at Baylor											
F29	at Texas											
M3	Texas A&M											

\* Starter

## ARENT'S CAREER HIGHS

Points	6 vs. Coppin State (11/18/11)
Field Goals	3 vs. Coppin State (11/18/11)
Field Goal Attempts	5 vs. Coppin State (11/18/11)
3-Point Field Goals	None
3-Point Field Goal Attempts	None
Free Throws Made	2 vs. Idaho State (11/11/11)
Free Throw Attempts	2 vs. Idaho State (11/11/11)
Rebounds	9 vs. Coppin State (11/18/11)
Assists	1 vs. Coppin State (11/18/11)
Blocked Shots	1 (twice)
Steals	2 vs. Sacramento State (12/2/11)
Minutes Played	15 vs. Saint Louis (11/27/11)

# ROSTERS

## NUMERICAL

No.	Name	Pos.	Cl.	Ht.	Wt.	Hometown (Last School)
1	Sam Grooms	G	Jr.	6-1	203	Greensboro, N.C. (Chipola College [Fla.])
2	Steven Pledger**	G	Jr.	6-4	222	Chesapeake, Va. (Atlantic Shores Christian School)
3	T.J. Franklin^	G	Sr.	5-11	175	Fort Worth, Texas (North Crowley HS)
4	Andrew Fitzgerald**	F	Jr.	6-8	247	Baltimore, Md. (Brewster Academy [N.H.])
5	C.J. Washington*	F	Sr.	6-7	230	Stringtown, Okla. (Connors State JC)
12	Jarrold Kruger&	G	So.	6-1	174	Topeka, Kan. (Kansas State University)
13	James Fraschilla^	G	Fr.	5-10	142	Dallas, Texas (Highland Park HS)
14	Carl Blair*	G	Jr.	6-2	205	Houston, Texas (University of New Orleans)
15	Tyler Neal*	F	So.	6-7	227	Oklahoma City, Okla. (Putnam City West HS)
21	Cameron Clark*	G	So.	6-6	198	Sherman, Texas (Sherman HS)
22	Amath M'Baye#	F	Jr.	6-9	214	Bordeaux, France (University of Wyoming)
24	Romero Osby	F	Jr.	6-8	232	Meridian, Miss. (Mississippi State University)
31	Barry Honoré*^	F	Sr.	6-7	270	Garland, Texas (Southern University)
32	Casey Arent	C	Jr.	6-10	227	Penryn, Calif. (Sierra College)

## ALPHABETICAL

No.	Name	Pos.	Cl.	Ht.	Wt.	Hometown (Last School)
32	Casey Arent	C	Jr.	6-10	227	Penryn, Calif. (Sierra College)
14	Carl Blair*	G	Jr.	6-2	205	Houston, Texas (University of New Orleans)
21	Cameron Clark*	G	So.	6-6	198	Sherman, Texas (Sherman HS)
4	Andrew Fitzgerald**	F	Jr.	6-8	247	Baltimore, Md. (Brewster Academy [N.H.])
3	T.J. Franklin^	G	Sr.	5-11	175	Fort Worth, Texas (North Crowley HS)
13	James Fraschilla^	G	Fr.	5-10	142	Dallas, Texas (Highland Park HS)
1	Sam Grooms	G	Jr.	6-1	203	Greensboro, N.C. (Chipola College [Fla.])
31	Barry Honoré*^	F	Sr.	6-7	270	Garland, Texas (Southern University)
12	Jarrold Kruger&	G	So.	6-1	174	Topeka, Kan. (Kansas State University)
22	Amath M'Baye#	F	Jr.	6-9	214	Bordeaux, France (University of Wyoming)
15	Tyler Neal*	F	So.	6-7	227	Oklahoma City, Okla. (Putnam City West HS)
24	Romero Osby	F	Jr.	6-8	232	Meridian, Miss. (Mississippi State University)
2	Steven Pledger**	G	Jr.	6-4	222	Chesapeake, Va. (Atlantic Shores Christian School)
5	C.J. Washington*	F	Sr.	6-7	230	Stringtown, Okla. (Connors State JC)

\* Letters earned at Oklahoma

^ Walk-on

& Redshirting

# Sitting out the 2011-12 season due to NCAA transfer rules

### STAFF

**Head Coach:** Lon Kruger (Kansas State '75)

#### Assistant Coaches:

Chris Crutchfield (Nebraska-Omaha '92)

Steve Henson (Kansas State '90)

Lew Hill (Wichita State '88)

#### Director of Operations:

Mike Shepherd (Kansas State '98)

#### Video Coordinator:

Scott Thompson (Mississippi '02)

### Director of Student-Athlete Performance:

Jozsef Szendrei (Oklahoma '03)

**Trainer:** Alex Brown (Appalachian State '79)

### PRONUNCIATION GUIDE

Casey **Arent**: ARNT

James **Fraschilla**: frush-SHILL-UH

Barry **Honoré**: ahn-o-RAY

Amath M'Baye: ah-MOTT EM-by

Romero **Osby**: AHZ-bee